



**BRITISH AUTOMOBILE RACING CLUB
YORKSHIRE CENTRE
GREENWOOD CUP MEETING
17th September 2005
FINAL RESULTS**



Waggitt hands points to Henson at Harewood

Andrew Henson took fastest time of the day in his 2 litre Pilbeam MP62 at the penultimate Harewood Speed Hillclimb of 2005 with a 54.25 second run. Henson's victory followed Jon Waggitt's demise as his 2 litre Reynard Gould's rear suspension failed shortly after the start propelling him into the scenery at 77 mph. Waggitt was unscathed, but the car suffered terminal damage and made Henson's task so much easier and giving him extra points in the OMS Fastest Time of the Day Championship. Waggitt's first run was, however, good enough to take second place, 0.6 seconds behind Henson. Andy Ball secured 3rd FTD a further 0.85 seconds adrift in the 1.3 litre OMS single seater.

Cool temperatures adversely affected times as the level of grip deteriorated throughout the day, which caught out a number of drivers including Ladies Hill Record holder Sarah Cordingley, who stuck the OMS into the Recticel barrier at the fast right hand Willow bend.

However, three class records were broken. Harewood OMS Racing Champion elect, Jonathan Mounsey in his Mitsubishi EVO shaved 0.08 seconds off the over 2000cc saloon class record to add to his championship points tally. Stuart Bullas broke the Austin Healey class record in his 1380cc Sprite by over a second, whilst Brodie Branch slashed 1.3 seconds from the modified production car class with a storming run in the Caterham Hayabusa powered car

Colin Belton was the fastest in the Porsche class with his 993RSR. Andy Geen got within 0.3 sec of the class record in his 1905cc Peugeot 205 GTi helping him retain his position in the OMS Racing Championship.



*Brodie Branch
Photo by
whatnonegatives*

Fastest Times of the Day

Andrew Henson, Pilbeam MP62, 54.25
Jon Waggitt, Reynard Gould F3, 54.80
Andy Ball, OMS 2000M, 55.65

Classes

Nick Taylor, Ferrari Mondial T, 66.57
Colin Belton, Porsche 993RSR, 63.19
Stuart Bullas, Austin Healey sprite, 68.14 (CR)
Steve Foster, Peugeot 205, 68.70
Andy Geen, Peugeot 205, 67.83
Jonathan Mounsey, Mitsubishi EVO, 63.60 (CR)
Bob Bellerby, Sylva Striker, 64.24
John Hoyle, Westfield SEiW, 63.18
Philip Sturdy, Rover Metro, 65.27
Paul Norris, Chrysler Sunbeam, 68.69
Mark Moran, Van Diemen RF89, 62.30
Brodie Branch, Caterham Hayabusa, 57.33 (CR)
Mark Hemmingway, Caterham 7, 60.12
Jim Naylor, Mallock Mk14, 63.65
Graham Smith, Radical SR3, 57.83
Dave Banner, OMS 2000M, 55.94
Andy Ball, OMS 2000M, 55.65
Andrew Henson, Pilbeam MP62, 54.25

**BARC Yorkshire Centre
ANNUAL SPEED EVENTS FORUM
Sunday 30th October 2005**

**The Old Golf House Hotel
Outlane, Near Huddersfield
(Jn 23 M62 - exit eastbound only)
Coffee 10.00am for a prompt 10.30am start**

Everyone is welcome - come and air your views on Classes, Championships,
Harewood, Events, The Future, etc.

If you cannot attend but have a point to raise, please email
Chris Seaman chris@seamans.fsnet.co.uk

FINAL RESULTS

Class 10 Ferrari Cars

Record: 65.16 14-Sep-02 Bogey: 0.00

Holder: Jon Goodwin Ferrari 355 GTS 3550cc

Champ.No.	Driver	Car	cc	1st Run	2nd Run	3rd Run	Pos
723	Peter Hitchman	Ferrari 355	3496	90.93	69.69	71.81	11
14	David Tomlin	Ferrari F355	3498	85.95	69.41	70.01	9
15	Andrew Holman	Ferrari Mondial	3000	DNF	retired		
17	Andrew Grier	Ferrari 328	3200	71.71	71.51	71.45	15
18	Mark Buckland	Ferrari Mondial	3405	70.92	70.62	71.11	13
19	Peter Rogerson	Ferrari F355	3498	75.14	75.39		19
20	Pauline Goodwin	Ferrari 328	3195	74.10	73.21	74.32	18
21	Lorraine Hitchman	Ferrari 328	3185	77.03	75.59	77.93	20
23	Chris Hitchman	Ferrari 355	3496	69.79	68.57	68.72	7
24	John Dobson	Ferrari 328	3200	72.94	72.48	72.44	17
25	Jolyon Harrison	Ferrari 355	3496	71.96	72.50		16
26	John Swift	Ferrari F355	3496	71.64	71.35	71.30	14
27	Geoff Dark	Ferrari 308	2990	68.19	68.86	69.45	6
28	Richard Allen	Ferrari F355	3496	69.16	69.81	70.17	8
29	Christopher England	Ferrari 308	2926	71.49	71.09	70.43	12
30	Philip Whitehead	Ferrari F355	3496	71.08	69.67	75.41	10
31	Christian Mineeff	Ferrari 328	3200	67.83	67.70	68.32	4
32	Richard Prior	Ferrari 348TS	3405	68.16	68.34	DNF	5
33	Chris Butler	Ferrari F355	3496	67.91	68.34	67.54	3
34	Nick Taylor	Ferrari Mondial	3405	67.67	66.57	68.10	1
36	Jon Goodwin	Ferrari 355	3496	66.88	67.34	67.42	2

Class 14 Porsche Cars

Record: 0.00 Bogey: 0.00

Holder:

Champ.No.	Driver	Car	cc	1st Run	2nd Run	3rd Run	Pos
745	Andrew Felton	Porsche Boxster	2700	72.66	70.38	70.92	15
746	Laura Wardle	Porsche 911	3200	68.49	68.65	68.98	10
747	Ben Evans	Porsche 911	3200	66.41	65.81	67.91	5
748	David Strange	Porsche 911S	2500	69.35	68.41	69.36	9
39	Robert Noble	Porsche 924	1998	82.33	82.80	81.29	18
41	Robert Lancaster-Gaye	Porsche 964	3600	66.77	66.88	66.47	7
42	Wayne Eason	Porsche 914	2400	80.75	72.44	71.77	17
43	Keith Calder	Porsche 911	3600T	69.75	70.49	69.97	13
44	David Hilton	Porsche 911	3000	67.87	68.01	67.94	8
45	Simon Butterworth	Porsche Boxster	2700	65.77	66.58	66.72	4
46	Jonathan Williamson	Porsche 911	3200	65.23	64.52	65.64	2
47	Geraint Evans	Porsche 911	3200	66.12	66.09	67.33	6
48	Karl Lupton	Porsche 911S	2500	78.92	69.36	68.61	11

Champ. No.	Driver	Car	cc	1st Run	2nd Run	3rd Run	Pos
49	Stuart Maclean	Porsche 924	2000	71.47	71.93	71.82	16
50	Graham Rose	Porsche 924	2500	70.05	69.77	69.89	14
51	Stewart Whitmore	Porsche 911	3164	69.45	69.35	69.60	12
52	Derek Thomas	Porsche 911	3200	65.45	66.47	66.01	3
53	Colin Belton	Porsche 993	3820	64.20	63.47	63.19	1

Class 18 Austin Healey Cars

Record: 69.41 15-May-04 Bogey: 0.00

Holder: Adrian Ball A H Sprite 1275cc

Champ. No.	Driver	Car	cc	1st Run	2nd Run	3rd Run	Pos
758	Grahame Bircher	A H	3000	83.34	82.25	79.52	10
56	Andrew Taylor	A H 100M	2600	79.96	80.27	79.93	11
57	Alan Wilson	A H	3000	non-starter			
58	Jim Bayliss	A H 3000 Mkl	2968	73.94	72.53	73.06	6
59	Richard Mason	A H 3000 Mkl	2968	69.98	68.91	69.84	3
60	Martin Bury	A H Mk3	3000	76.94	76.85	78.05	9
61	John Richards	A H 3000 Mkl	2912	72.68	72.65	73.94	7
62	Ralph Haywood	A H Sprite Mkl	1400		72.22	73.95	5
63	Pat Cooper	A H 100/6	2914	91.23	73.07	73.30	8
64	Robin Johnson	A H Sprite Mkl	1380	68.76	68.85	68.62	2
65	Stuart Bullas	A H Sprite Mkl	1380	68.57	68.14	68.61	1
66	Adrian Ball	A H Sprite	1275	71.06	72.07	74.85	4

Class 1 Road Modified Saloon & Sports Cars up to 1400cc

Record: 67.84 03-Aug-03 Bogey: 85.84

Holder: Mike Geen Peugeot 205 1360cc

Champ. No.	Driver	Car	cc	1st Run	2nd Run	3rd Run	Pos
69	Simon Down	Lancia Fulvia	1216	82.16	81.92	82.26	7
70	Robert MacGillivray	MG Midget	1380	75.06	73.85	74.80	5
71	David Taylor	Morris Cooper 'S'	1380	74.68	75.51	74.87	6
H 72	Steve Foster	Peugeot 205	1360	83.66	68.93	68.70	1
H 73	Marin Rowe	Citroen AX GT	1360	70.01	69.55	69.70	2
H 74	Clare Sullivan	Austin Mini	1380	101.95	71.15	70.87	4
75	Matthew Pinder	Vauxhall Nova	1380	70.30	70.49	70.41	3

Class 2 Road Modified Saloon & Sports Cars over 1400cc & up to 2000cc

Record: 67.57 13-Jun-99 Bogey: 85.57

Holder: Bobby Fryers Renault Clio Williams 2000cc

Champ. No.	Driver	Car	cc	1st Run	2nd Run	3rd Run	Pos
780	Helen Waddington	MG ZR160	1800	75.21	76.65	75.37	8
190	Oliver Tomlin	Talbot Sunbeam	1600	74.98	72.87	72.82	7
78	Tim Oliver	Rover 218	1800	75.53	75.31	76.40	9
H 79	James Kerr	Peugeot 205 GTi	1905	68.68	68.16	74.97	2
80	David Coulthard	MG ZR160	1800	72.03	71.51	71.72	6

Champ.No.	Driver	Car	cc	1st Run	2nd Run	3rd Run	Pos
H 81	John Moxham	Peugeot 205	1907	70.86	72.17	71.57	5
H 82	Andrew Barton	Peugeot 205	1905	68.76	69.35	75.92	4
H 83	Andy Geen	Peugeot 205	1905	96.09	68.68	67.83	1
H 84	David Sykes	Peugeot 205	1905	68.38	68.27	68.72	3

Class 3 Road Modified Saloon & Sports Cars over 2000cc

Sponsor: **KNIGHT FRANK**

Record: **63.68** 28-Aug-05 Bogey: **81.68**

Holder: **Jonathan Mounsey Mitsubishi Evo 2000Tcc**

Champ.No.	Driver	Car	cc	1st Run	2nd Run	3rd Run	Pos
H 87	Peter Keen	Reliant Scimitar	2994	82.11	81.20	81.33	8
H 88	Richard Pope	BMW E30	2300	73.12	72.95		7
H 90	Mike Baxter	Renault 21	1995T	72.56	72.70	73.50	6
H 91	Peter Garforth	Renault Alpine	2500T	72.80	71.89	70.69	4
H 92	Christopher Price	Sierra XR4i	3700	71.79	72.36	72.21	5
H 93	Malcolm Pinder	Porsche 996	3400	68.81	69.80	69.73	3
H 94	Chris Brown	Mitsubishi Evo 8	1997T	67.09	67.80	68.36	2
H 95	Jonathan Mounsey	Mitsubishi Evo	2000T	63.60	64.04		1

Class 4 Road Modified Kit, Replica, etc. Cars up to 1700cc

Record: **63.14** 19-Sep-04 Bogey: **81.14**

Holder: **Robert Bellerby Sylva Striker 1600cc**

Champ.No.	Driver	Car	cc	1st	2nd Run	3rd Run	Pos Run
H 905	Robert Moorhouse	Westfield	1600	retired			
H 102	Geoffrey Barker	Westfield SE	1700	73.19	72.82	73.26	5
H 104	George Hardman	Westfield SEiW	1598	68.37	69.93	67.71	2
H 105	Henry Moorhouse	Westfield	1600	retired			
H 106	Robert Warwick	Westfield SEiW	1690	67.94	68.45	68.05	3
H 107	Mike Smith	Sylva Striker	1700	69.75	68.38	68.13	4
H 108	Robert Bellerby	Sylva Striker	1600	64.24	64.38	65.02	1

Class 5 Road Modified Kit, Replica, etc. Cars over 1700cc

Sponsor: **MTA SYSTEMS**

Record: **62.28** 05-Jun-05 Bogey: **80.28**

Holder: **John Hoyle Westfield SEiW 1998cc**

Champ.No.	Driver	Car	cc	1st	2nd Run	3rd Run	Pos Run
H 909	Nik Aveyard	Westfield SE	1760	66.65	67.13	66.15	6
H 915	Simon Medley	Caterham R400	1800	63.22	63.23	67.78	2
H 109	Rob Sinclair	Westfield SE	1760	79.97	67.79	67.31	7
H 110	Mark Anderson	MK Indy	2000	68.70	69.32	70.22	8
H 112	Tony Hildreth	Caterham 7	2261	non-starter			
H 113	Simon Green	Westfield	2000	65.71	68.14	88.16	5
H 114	Mike Tate	Westfield	2000	68.01	65.36	65.96	4
H 115	Jonathan Medley	Caterham R400	1800	63.48	63.71	63.50	3
H 116	John Hoyle	Westfield SEiW	1998	63.44	63.18	63.41	1

Class 6 Modified Production Cars up to 1400cc, excl. Kit, Replica, etc.**Record: 63.70 10-May-98 Bogey: 81.70****Holder: Matthew Pinder MG Metro 1380cc**

Champ. No.	Driver	Car	cc	1st Run	2nd Run	3rd Run	Pos	
	118	Philip Sturdy	Rover Metro	1380	65.27	65.29	65.95	1
	119	Colin Sutherland	Triumph Spitfire	1296	72.51	72.16	72.92	4
	120	Geoff Worsley	Mini	1380	86.25	86.60	87.87	7
	121	Phil Worsley	Austin Mini	1380	79.38	73.05	73.09	5
H	122	Mark Tabor	MG Metro	1380	74.41	74.22	74.40	6
H	123	Anthony Patrick	Austin Mini	1380	71.52	71.83	71.42	3
H	124	Mike Geen	Peugeot 205	1360	65.94	66.73	66.07	2

Class 7 Modified Production Cars over 1400cc & up to 2000cc, excl. Kit, Replica, etc. merged with Class 8**Record: 60.51 07-Oct-01 Bogey: 78.51****Holder: Mark Waldron Lotus Elise Turbo 1396Tcc****Class 8 Modified Production Cars over 2000cc, excl. Kit, Replica, etc****Sponsor: BWD RENSBURG****Record: 59.32 18-Sep-04 Bogey: 77.32****Holder: Simon Bainbridge Audi S2 Coupe 2226Tcc**

Champ. No.	Driver	Car	cc	1st Run	2nd Run	3rd Run	Pos	
	926	Paul Taylor	Renault 5 GT	1400T	73.16	70.90	71.29	3
	126	Tony Jameson-Allen	Renault 5 GT	1400T	84.10	71.72	71.05	4
	89	Stephen Hemingway	Vauxhall Chevette HS	2300	71.97	70.45	71.43	2
	129	Paul Norris	Chrysler Sunbeam	1993T	fail	68.85	68.69	1

Class 9 Formula Ford 1600 pre-1994**Record: 60.95 11-Apr-04 Bogey: 78.95****Holder: David Bailey Swift SC93F 1600cc**

Champ. No.	Driver	Car	cc	1st Run	2nd Run	3rd Run	Pos	
H	937	David Lanfranchi	Van Diemen RF87	1600	64.47	63.57	63.77	3
	133	Gordon Dundee	Van Diemen RF87	1600	69.45	70.45	71.13	9
	134	Frazer Graham	Van Diemen RF87	1600	63.95	63.23	63.47	2
	135	Kevin McGrath	Ray FF	1600	72.08	71.70	70.95	10
H	136	Michael Underwood	Van Diemen RF84	1600	67.09	69.37	67.14	8
H	137	Peter Whittle	Van Diemen RF 87	1600	64.99	63.71	74.43	4
	138	Dean Henson	Van Diemen RF85	1600	64.45	66.70	65.42	7
H	139	Ian Thomas	Swift SC93F	1600	64.38	64.45	63.77	6

Champ. No.	Driver	Car	cc	1st Run	2nd Run	3rd Run	Pos	
	140	Neville Alderson	Van Diemen RF80	1600	63.72	64.12	72.40	5
H	141	Mark Moran	Van Diemen RF89	1600	62.30	62.40		1

Class A Modified Production Cars up to 1400cc

Record: 58.68 07-Aug-05 Bogey: 76.68

Holder: Robert Kenrick Caterham 7 Honda 1137cc

Champ. No.	Driver	Car	cc	1st Run	2nd Run	3rd Run	Pos	
	945	Jim O'Neill	Locost	900	63.28	64.20	63.74	5
	99	Jeremy Clarke	Caterham	1400	61.84	60.12	58.82	2
	100	Brodie Branch	Caterham	1300	58.88	58.78	57.33	1
	144	Colin Middleton	Westfield Hyabusa	1300	non-starter			
	145	Graeme MacTavish	Locost	899	65.33	65.74	64.89	6
H	146	Nick Cook	Sylva Striker	919	68.17	DNF	70.15	7
	147	Malcolm MacKay	Locost	998	63.18	61.83	63.57	3
	161	Paul Bowness	Locost	1198	63.15	63.14	62.05	4

Class B Modified Production Cars over 1400cc & up to 2000cc

Record: 58.33 11-May-03 Bogey: 76.33

Holder: Dave Kimberley Caterham 7 1998cc

Champ. No.	Driver	Car	cc	1st Run	2nd Run	3rd Run	Pos	
	98	Mike Sankey	Caterham 7	1700	70.66	fail	68.51	6
	101	Steve Hinde	Caterham 7	1690	71.11	72.16	71.34	7
	103	Mark Durrant	Caterham 7	1600	66.08	65.97	65.87	5
	149	Andy Griffiths	Caterham 7	1500	61.49	62.45	61.93	2
	150	Terry Coleman	Sylva Striker	1997	67.15	65.65	65.79	4
	151	Paul Dickens	Caterham 7	1800	120.69	63.98	62.74	3
	152	Mark Hemingway	Caterham 7	1998	60.65	60.12	60.25	1

Class C Modified Production Cars over 2000cc merged with Class D

Record: 58.17 06-Jul-97 Bogey: 76.17

Holder: Tim Coventry Westfield SEight 5300cc

Champ. No.	Driver	Car	cc	1st Run	2nd Run	3rd Run	Pos	
	111	Ben Clark	Ginetta G27	2100	79.68	79.16	80.16	2

Class D Hillclimb Super Sports Cars

Record: 56.44 05-Jul-98 Bogey: 74.44

Holder: Martin Groves Mallock Mk20B 1700cc

Champ. No.	Driver	Car	cc	1st	2nd Run	3rd Run	Pos Run	
	158	Jim Naylor	Mallock Mk14	1700	63.65	DNF	64.94	1

Class E Sports Libre Cars up to 1400cc**Record:55.36 03-Jul-05 Bogey: 73.36****Holder: Edward Hollier OMS SC1 1370cc**

Champ.No.	Driver	Car	cc	1st Run	2nd Run	3rd Run	Pos	
H	162	Matthew Sutcliffe	Matador Special	1197	60.55	60.56	61.12	4
	163	Len Amy	Mallock Mk18B	1298	59.41	58.96	59.16	3
H	164	Graham Smith	Radical SR3	1400	59.24	57.83	58.37	1
H	165	Les Procter	OMS SC3	1400	59.60	58.39	59.41	2

Class I Racing Cars over 600cc & up to 1100cc**Record:54.35 06-Jul-03 Bogey: 72.35****Holder: Mark Budgett Force 1080cc**

Champ.No.	Driver	Car	cc	1st Run	2nd Run	3rd Run	Pos	
	170	Simon Bailey	OMS	998	DNF	retired		
	171	Jim Macdiarmid	OMS	988	63.14	63.85	64.50	2
	172	Allan Staniforth	Megapin HC04	1098	66.31	68.18	68.19	3
	173	Dave Banner	OMS 2000M	1098	56.32	55.94	57.80	1

Class J Racing Cars over 1100cc & up to 1600cc**Record:53.97 16-May-04 Bogey: 71.97****Holder: Phil Cooke Force PC 1585cc**

Champ.No.	Driver	Car	cc	1st Run	2nd Run	3rd Run	Pos	
	976	Christina Holley	Force	1297	59.06	59.74	59.22	5
H	980	Sarah Cordingley	OMS 2000M	1370	58.04	61.95	DNF	3
	132	Jason Maurant	FF PRS	1600	68.02			8
H	175	Bronwen Waggitt	Brabham BT30	1600	65.50	64.57		7
	176	Graeme Holley	Force	1297	63.44	60.46	62.18	6
H	178	Andy Bail	OMS 2000M	1300	56.52	55.65	57.77	1
	179	Mick Lancashire	N-D Suzuki	1300	59.41	59.02		4
H	180	Dale Cordingley	OMS 2000M	1370	56.20	57.11	retired	2

Class K Racing Cars over 1600cc & up to 2000cc merged with Class L**Sponsor: GUYSON INTERNATIONAL****Record:52.59 03-Jul-05 Bogey: 70.59****Holder: Trevor Willis OMS CF04 1998cc**

Champ.No.	Driver	Car	cc	1st Run	2nd Run	3rd Run	Pos	
	183	Andrew Allenet	Malan F3	1684	65.00	63.86	62.17	5
H	184	Jon Waggitt	Reynard Gould F3	2000	54.80	DNF	retired	2
H	185	Andrew Henson	Pilbeam MP62	2000	54.25	fail	retired	1

Class L Racing Cars over 2000cc

Record: 50.05 03-Jul-05 Bogey: 68.05

Holder: Martin Groves Gould GR55 3500cc

Champ.No.	Driver	Car	cc	1st Run	2nd Run	3rd Run	Pos
188	Robert Romeril	Pilbeam MP58	3500	62.82	61.61		4
189	John Forsyth	Pilbeam MP50	4441	58.97	59.09	59.00	3

Diary Date

Annual Awards Presentation Dinner

Saturday 19th November 2005

Queens Hotel (Leeds)

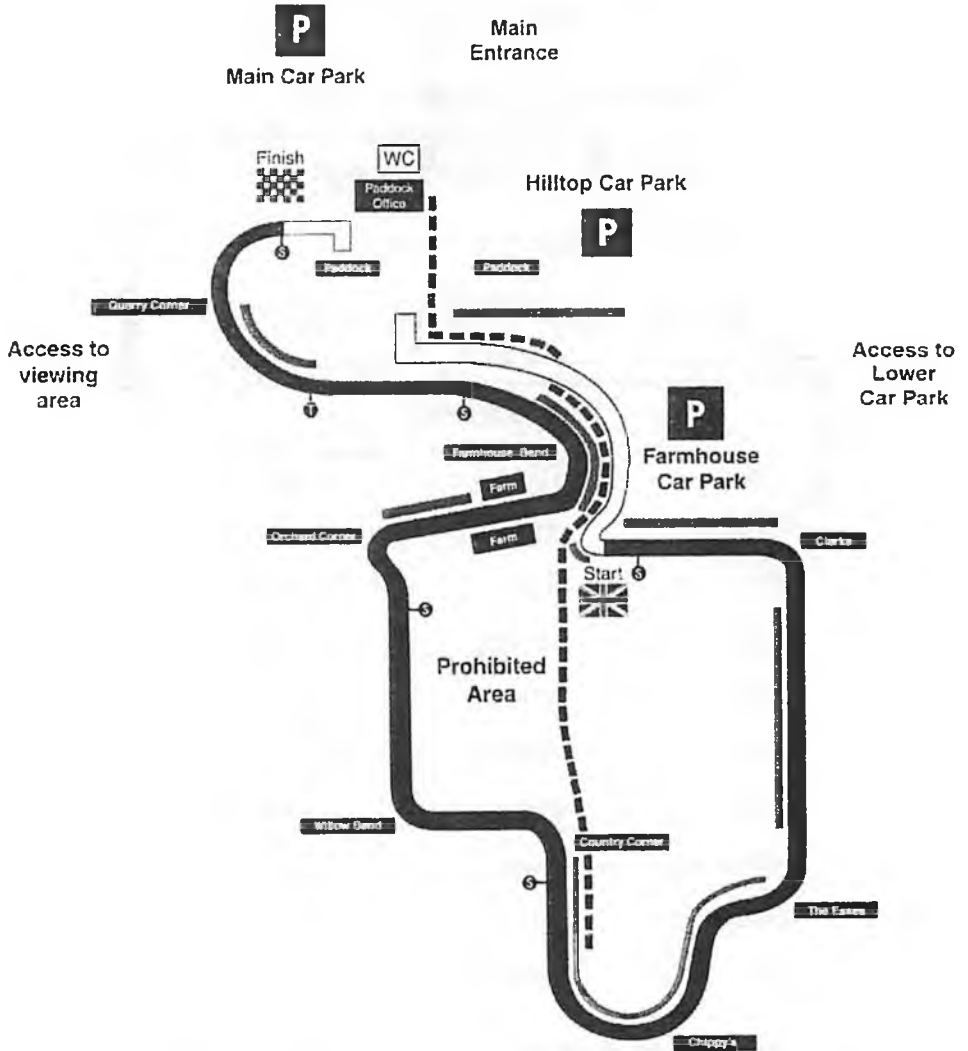
(details to follow in "The Times" shortly)

Marshals' Draw:

<u>Donor</u>	<u>Prize</u>	<u>Winner</u>
BARC	Whisky	Ray Whittaker
BARC	White wine	Phil Andrews
BARC	Red wine	Arthur Heaton
John Moxham	White wine	Richard Goldie
John Moxham	White wine	Dave Tattersfield
John Moxham	White wine	John Milner
Geoff Harrison	Whisky	Bruce Woodhead
Graham Smith	Red wine	Mike Evans
Andrew Henson	Red wine	Daphne Walker

HAREWOOD SPEED HILLCLIMB COURSE

Map showing the position of the splits and speed traps



Run 1

No.	Driver	64 ft	Split 1	Split 2	Split 3	Finish
14	David Tomlin	2.49	26.55	57.69	74.83	85.95
15	Andrew Holman	2.51	29.55	47.22		DNF
17	Andrew Grier	2.94	28.33	43.44	60.24	71.71
18	Mark Buckland	2.38	27.78	43.05	59.54	70.92
19	Peter Rogerson	2.50	29.44	45.62	63.13	75.14
20	Pauline Goodwin	2.26	29.15	45.41	62.57	74.10
21	Lorraine Hitchman	2.48	29.59	46.49	64.58	77.03
23	Chris Hitchman	2.66	27.56	42.32	58.71	69.79
24	John Dobson	2.80	28.25	43.56	60.79	72.94
25	Jolyon Harrison	2.85	28.45	43.61	61.03	71.96
26	John Swift	2.82	28.46	43.24	60.01	71.64
27	Geoff Dark	2.37	26.55	40.93	57.40	68.19
28	Richard Allen	2.42	27.00	41.61	58.22	69.16
29	Christopher England	2.54	27.77	43.07	59.87	71.49
30	Philip Whitehead	2.77	28.68	43.36	59.93	71.08
31	Christian Mineeff	2.35	26.01	40.67	56.74	67.83
32	Richard Prior	2.54	26.24	41.01	57.19	68.16
33	Chris Butler	2.70	26.61	41.09	57.11	67.91
34	Nick Taylor	2.86	26.90	40.97	57.12	67.67
36	Jon Goodwin	2.49	25.89	40.03	56.21	66.88
39	Robert Noble	2.97	31.40	49.20	68.78	82.33
41	Robert Lancaster-Gaye	2.33	26.14	39.99	56.02	66.77
42	Wayne Eason	2.61	27.91	50.61	68.74	80.75
43	Keith Calder	2.59	27.10	41.83	58.59	69.75
44	David Hilton	2.20	26.06	40.60	57.02	67.87
45	Simon Butterworth	2.51	25.69	39.56	55.17	65.77
46	Jonathan Williamson	2.00	24.71	38.97	54.77	65.23
47	Geraint Evans	2.33	25.93	39.77	55.54	66.12
48	Karl Lupton	2.39	26.36	49.22	66.49	78.92
49	Stuart Maclean	2.51	27.44	42.37	59.43	71.47
50	Graham Rose	2.58	27.50	42.37	59.11	70.05
51	Stewart Whitmore	2.42	26.61	41.95	58.21	69.45
52	Derek Thomas	2.34	25.69	39.54	55.02	65.45
53	Colin Belton	2.50	25.60	39.07	53.95	64.20
56	Andrew Taylor	2.71	30.23	47.73	67.07	79.96
58	Jim Bayliss	2.57	28.61	44.15	61.75	73.94
59	Richard Mason	2.50	27.27	42.07	58.19	69.98
60	Martin Bury	2.72	29.53	46.03	64.20	76.94
61	John Richards	2.72	27.83	43.45	61.13	72.68
62	Ralph Haywood	2.62	27.83	43.21	60.55	72.22
63	Pat Cooper	2.62	27.64	60.22	78.83	91.23
64	Robin Johnson	2.42	26.37	40.82	57.32	68.76
65	Stuart Bullas	2.46	27.06	41.33	57.38	68.57
66	Adrian Ball	2.90	27.96	42.84	59.70	71.06
69	Simon Down	3.05	31.58	49.28	68.37	82.16
70	Robert MacGillivray	2.95	29.04	45.35	62.64	75.06
71	David Taylor	2.87	28.71	45.09	62.66	74.68

No.	Driver	64 ft	Split 1	Split 2	Split 3	Finish
72	Steve Foster	2.72	38.54	54.88	72.28	83.66
73	Martin Rowe	2.78	27.35	42.28	58.64	70.01
74	Clare Sullivan	2.83	57.10	73.41	90.37	101.95
75	Matthew Pinder	2.78	27.44	42.12	58.82	70.30
78	Tim Oliver	2.80	29.31	45.88	63.65	75.53
79	James Kerr	2.70	26.81	41.38	57.52	68.68
80	David Coulthard	2.86	28.21	43.27	60.29	72.03
81	John Moxham	2.79	27.73	42.57	59.39	70.86
82	Andrew Barton	2.75	26.95	41.31	57.74	68.76
83	Andy Geen	2.77	41.44	62.17	82.76	96.09
84	David Sykes	2.72	27.00	41.46	57.57	68.38
87	Peter Keen	2.99	31.61	48.96	68.41	82.11
88	Richard Pope	2.80	28.40	43.92	61.53	73.12
89	Stephen Hemingway	2.78	28.51	43.69	60.45	71.97
90	Mike Baxter	2.83	28.40	43.92	60.77	72.56
91	Peter Garforth	2.42	27.93	43.47	60.87	72.80
92	Christopher Price	3.08	28.19	43.43	60.35	71.79
93	Malcolm Pinder	2.51	26.85	41.25	57.60	68.81
94	Chris Brown	2.23	26.15	40.34	56.20	67.09
95	Jonathan Mounsey	2.36	24.77	38.48	53.53	63.60
98	Mike Sankey	2.56	26.67	41.24	59.69	70.66
99	Jeremy Clarke	2.15	24.38	37.58	52.10	61.84
100	Brodie Branch	2.09	22.99	35.70	49.58	58.88
101	Steve Hinde	2.95	27.88	42.98	59.69	71.11
102	Geoffrey Barker	2.59	28.78	44.21	61.50	73.19
103	Mark Durrant	2.57	26.15	40.17	55.96	66.08
104	George Hardman	2.66	27.10	41.43	57.23	68.37
106	Robert Warwick	2.63	26.59	40.86	57.15	67.94
107	Mike Smith	2.76	27.55	42.30	59.00	69.75
108	Robert Bellerby	2.56	25.56	39.10	54.27	64.24
109	Rob Sinclair	2.49	26.82	41.13	56.94	79.97
110	Mark Anderson	2.62	26.98	41.75	58.03	68.70
111	Ben Clark	2.96	30.90	48.25	66.97	79.68
113	Simon Green	2.35	25.64	40.02	55.59	65.71
114	Mike Tate	2.36	25.41	39.41	56.17	68.01
115	Jonathan Medley	2.35	24.94	38.37	53.45	63.48
116	John Hoyle	2.40	24.73	38.38	53.50	63.44
118	Philip Sturdy	2.59	25.36	39.22	54.65	65.27
119	Colin Sutherland	2.97	28.30	43.52	60.61	72.51
120	Geoff Worsley	3.16	33.70	51.84	72.82	86.25
121	Phil Worsley	2.90	35.25	50.86	68.05	79.38
122	Mark Tabor	2.75	28.55	44.47	61.99	74.41
123	Anthony Patrick	2.88	27.63	42.65	59.46	71.52
124	Mike Geen	2.51	25.75	39.62	55.11	65.94
126	Tony Jameson-Allen	2.60	31.42	49.53	69.40	84.10
129	Paul Norris	2.78	27.34	41.64	57.91	68.84
132	Jason Mourant	2.15	26.66	41.22	56.69	68.02
133	Gordon Dundee	2.72	26.61	41.58	58.09	69.45

No.	Driver	64 ft	Split 1	Split 2	Split 3	Finish
134	Frazer Graham	2.28	24.79	38.41	53.56	63.95
135	Kevin McGrath	2.77	27.62	43.02	60.77	72.08
136	Michael Underwood	2.66	26.00	39.82	56.02	67.09
137	Peter Whittle	2.53	25.15	38.85	54.52	64.99
138	Dean Henson	2.63	24.99	38.59	53.88	64.45
139	Ian Thomas	2.52	24.92	38.52	53.87	64.38
140	Neville Alderson	2.35	24.80	38.21	53.47	63.72
141	Mark Moran	2.58	24.61	37.66	52.28	62.30
145	Graeme MacTavish	2.24	25.39	39.54	54.81	65.33
146	Nick Cook	2.70	27.07	41.44	57.42	68.17
147	Malcolm MacKay	2.27	24.72	38.11	53.30	63.18
149	Andy Griffiths	2.30	24.54	37.37	51.82	61.49
150	Terry Coleman	2.59	26.38	40.91	56.78	67.15
151	Paul Dickens	2.44	53.84	77.27	102.73	120.69
152	Mark Hemingway	2.59	24.21	36.77	51.07	60.65
158	Jim Naylor	2.54	25.06	38.40	53.26	63.65
161	Paul Bowness	2.13	24.68	38.16	53.15	63.15
162	Matthew Sutcliffe	2.60	24.35	36.94	51.05	60.55
163	Len Amy	2.22	23.08	35.85	50.06	59.41
164	Graham Smith	2.21	23.12	35.71	49.73	59.24
165	Les Procter	2.19	23.26	35.69	49.72	59.60
170	Simon Bailey	2.80	29.07	103.06		DNF
171	Jim Macdiarmid	2.67	24.82	38.25	53.15	63.14
172	Allan Staniforth	2.57	25.54	39.60	56.01	66.31
173	Dave Banner	2.20	21.98	34.30	47.38	56.32
175	Bronwen Waggitt	2.33	26.07	39.68	55.14	65.50
176	Graeme Holley	2.30	24.55	38.16	53.71	63.44
178	Andy Ball	2.43	22.46	34.48	47.78	56.52
179	Mick Lancashire	2.18	23.26	35.96	50.15	59.41
180	Dale Cordingley	2.07	21.46	33.73	47.34	56.20
183	Andrew Allenet	2.12	25.08	39.18	54.46	65.00
184	Jon Waggitt	2.15	21.77	33.38	46.30	54.80
185	Andrew Henson	2.35	21.91	33.36	45.95	54.25
188	Robert Romeril	2.26	24.52	37.93	53.08	62.82
189	John Forsyth	2.18	23.35	35.70	49.65	58.97
190	Oliver Tomlin	3.01	28.65	44.08	63.26	74.98
723	Peter Hitchman	2.71	48.67	63.44	79.89	90.93
745	Andrew Felton	2.94	28.79	44.58	61.37	72.66
746	Laura Wardle	2.07	26.47	40.77	57.16	68.49
747	Ben Evans	2.41	25.81	39.96	55.66	66.41
748	David Strange	2.36	27.64	41.91	58.23	69.35
758	Grahame Bircher	3.00	32.88	51.23	70.10	83.34
780	Helen Waddington	2.92	29.36	45.35	63.18	75.21
909	Nik Aveyard	2.49	25.92	40.27	55.94	66.65
915	Simon Medley	2.48	24.78	38.36	53.40	63.22
926	Paul Taylor	2.64	27.51	42.56	59.36	73.16
937	David Lanfranchi	2.36	24.92	38.56	53.86	64.47
945	Jim O'Neill	2.32	24.80	38.43	53.12	63.28

No.	Driver	64 ft	Split 1	Split 2	Split 3	Finish
976	Christina Holley	2.25	22.86	35.33	49.38	59.06
980	Sarah Cordingley	2.41	22.91	34.99	49.10	58.04

Run 2

14	David Tomlin	2.68	26.92	42.16	58.69	69.41
17	Andrew Grier	2.68	28.14	43.20	59.97	71.51
18	Mark Buckland	2.46	27.80	42.83	59.50	70.62
19	Peter Rogerson	2.45	29.38	45.78	63.25	75.39
20	Pauline Goodwin	2.34	29.00	44.74	61.69	73.21
21	Lorraine Hitchman	2.45	29.64	45.69	63.14	75.59
23	Chris Hitchman	2.66	27.39	41.78	57.93	68.57
24	John Dobson	2.89	28.38	43.77	60.75	72.48
25	Jolyon Harrison	2.69	28.56	44.44	61.35	72.50
26	John Swift	2.82	28.23	43.37	60.07	71.35
27	Geoff Dark	2.50	26.79	41.37	57.87	68.86
28	Richard Allen	2.50	27.52	42.17	58.77	69.81
29	Christopher England	2.39	27.74	43.06	59.77	71.09
30	Philip Whitehead	2.76	27.16	41.92	58.22	69.67
31	Christian Mineeff	2.42	26.24	40.67	56.73	67.70
32	Richard Prior	2.65	27.10	41.46	57.38	68.34
33	Nick Butler	2.70	26.86	41.39	57.54	68.34
34	Chris Taylor	2.53	26.43	40.12	56.08	66.57
36	Jon Goodwin	2.51	26.50	40.54	56.58	67.34
39	Robert Noble	2.98	32.22	49.95	69.42	82.80
41	Robert Lancaster-Gaye	2.45	26.48	40.65	56.49	66.88
42	Wayne Eason	2.94	28.48	43.87	60.72	72.44
43	Keith Calder	2.73	27.76	42.53	59.19	70.49
44	David Hilton	2.19	25.87	40.77	57.24	68.01
45	Simon Butterworth	2.42	25.78	39.94	55.74	66.58
46	Jonathan Williamson	2.01	24.79	38.51	53.90	64.52
47	Geraint Evans	2.27	25.45	39.75	55.43	66.09
48	Karl Lupton	2.29	26.93	41.82	58.21	69.36
49	Stuart Maclean	2.84	27.74	42.66	60.14	71.93
50	Graham Rose	2.72	27.66	42.48	58.74	69.77
51	Stewart Whitmore	2.29	26.81	41.56	58.12	69.35
52	Derek Thomas	2.35	26.68	40.54	55.99	66.47
53	Colin Belton	2.54	25.25	38.66	53.43	63.47
56	Andrew Taylor	2.65	30.19	47.34	66.79	80.27
58	Jim Bayliss	2.55	28.14	43.45	60.58	72.53
59	Richard Mason	2.53	26.61	41.07	57.41	68.91
60	Martin Bury	2.73	29.58	45.90	64.44	76.85
61	John Richards	2.73	28.07	43.40	61.00	72.65
62	Ralph Haywood	2.65	28.70	44.42	62.11	73.95
63	Pat Cooper	2.68	28.42	43.73	61.32	73.07
64	Robin Johnson	2.43	26.33	40.85	57.21	68.85
65	Stuart Bullas	2.59	26.82	41.09	57.05	68.14
66	Adrian Ball	3.00	28.26	43.07	60.08	72.07
69	Simon Down	3.07	30.95	48.45	68.20	81.92
70	Robert MacGillivray	3.04	29.03	44.49	61.82	73.85

No.	Driver	64 ft	Split 1	Split 2	Split 3	Finish
71	David Taylor	2.96	29.73	45.48	63.28	75.51
72	Steve Foster	2.70	26.89	41.58	57.76	68.93
73	Martin Rowe	2.75	27.20	41.92	58.22	69.55
74	Clare Sullivan	2.79	27.88	42.97	59.74	71.15
75	Matthew Pinder	2.95	27.72	42.48	59.17	70.49
78	Tim Oliver	2.83	29.31	45.54	63.28	75.31
79	James Kerr	2.65	26.53	41.06	57.19	68.16
80	David Coulthard	2.78	27.80	42.86	59.98	71.51
81	John Moxham	2.78	27.55	42.90	59.76	72.17
82	Andrew Barton	2.70	27.16	41.92	58.25	69.35
83	Andy Geen	2.64	26.76	41.38	57.60	68.68
84	David Sykes	2.74	26.93	41.32	57.34	68.27
87	Peter Keen	2.99	31.37	48.60	67.74	81.20
88	Richard Pope	2.77	28.40	44.16	61.40	72.95
89	Stephen Hemingway	2.61	27.78	42.82	59.40	70.45
90	Mike Baxter	2.81	28.63	44.08	61.02	72.70
91	Peter Garforth	2.59	27.60	43.01	60.20	71.89
92	Christopher Price	3.07	28.24	43.32	60.21	72.36
93	Malcolm Pinder	2.50	26.89	41.75	58.10	69.80
94	Chris Brown	2.37	26.77	40.93	56.85	67.80
95	Jonathan Mounsey	2.43	24.86	38.41	53.77	64.04
98	Mike Sankey	2.59	26.84	40.93	56.96	67.24
99	Jeremy Clarke	2.11	24.19	36.91	50.79	60.12
100	Brodie Branch	2.20	23.10	35.72	49.43	58.78
101	Steve Hinde	2.90	28.49	43.61	60.16	72.16
102	Geoffrey Barker	2.53	28.82	44.16	61.03	72.82
103	Mark Durrant	2.52	26.28	40.15	55.70	65.97
104	George Hardman	2.68	27.26	41.71	57.34	69.93
106	Robert Warwick	2.71	27.11	41.58	57.72	68.45
107	Mike Smith	2.83	26.70	41.32	57.83	68.38
108	Robert Bellerby	2.50	25.16	38.69	54.27	64.38
109	Rob Sinclair	2.39	26.19	40.79	56.92	67.79
110	Mark Anderson	2.55	27.18	41.84	58.39	69.32
111	Ben Clark	3.01	31.13	48.28	66.67	79.16
113	Simon Green	2.34	25.28	39.16	54.97	68.14
114	Mike Tate	2.38	25.40	39.55	55.05	65.36
115	Jonathan Medley	2.41	24.86	38.48	53.57	63.71
116	John Hoyle	2.46	24.61	38.18	53.25	63.18
118	Philip Sturdy	2.63	25.34	39.26	54.67	65.29
119	Colin Sutherland	3.08	28.15	43.29	60.34	72.16
120	Geoff Worsley	3.12	34.01	52.21	73.07	86.60
121	Phil Worsley	2.88	28.56	44.59	61.78	73.05
122	Mark Tabor	2.76	28.50	44.34	61.73	74.22
123	Anthony Patrick	3.02	28.18	43.14	60.00	71.83
124	Mike Geen	2.51	26.10	40.26	55.81	66.73
126	Tony Jameson-Allen	2.58	28.01	43.30	60.31	71.72
129	Paul Norris	2.77	27.22	41.45	58.06	68.85
133	Gordon Dundee	2.77	27.78	42.71	59.14	70.45

No.	Driver	64 ft	Split 1	Split 2	Split 3	Finish
140	Neville Alderson	2.41	25.27	38.61	53.70	64.12
141	Mark Moran	2.63	24.84	37.77	52.39	62.40
145	Graeme MacTavish	2.23	24.92	39.44	55.18	65.74
146	Nick Cook	2.65	26.77	41.66	57.62	DNF
147	Malcolm MacKay	2.30	24.24	37.39	52.15	61.83
149	Andy Griffiths	2.30	24.16	37.51	52.08	62.45
150	Terry Coleman	2.65	25.89	39.85	55.55	65.65
151	Paul Dickens	2.39	25.51	39.06	53.89	63.98
152	Mark Hemingway	2.36	23.77	36.34	50.65	60.12
158	Jim Naylor	2.52	66.26	95.43		DNF
161	Paul Bowness	2.12	24.81	38.01	53.15	63.14
162	Matthew Sutcliffe	2.47	24.09	36.72	50.90	60.56
163	Len Amy	2.22	22.86	35.58	49.51	58.96
164	Graham Smith	2.23	22.75	35.01	48.54	57.83
165	Les Procter	2.23	22.66	35.06	48.95	58.39
171	Jim Macdiarmid	2.55	25.08	38.70	53.61	63.85
172	Allan Staniforth	2.68	26.22	40.41	57.33	68.18
173	Dave Banner	2.22	22.09	34.07	47.10	55.94
175	Bronwen Waggitt	2.33	24.83	38.53	54.02	64.57
176	Graeme Holley	2.26	24.08	36.95	51.01	60.46
178	Andy Ball	2.34	22.13	33.88	46.90	55.65
179	Mick Lancashire	2.24	23.40	35.82	49.87	59.02
180	Dale Cordingley	2.11	21.93	34.33	48.31	57.11
183	Andrew Allenet	2.15	24.95	38.94	53.90	63.86
184	Jon Waggitt	2.29				DNF
188	Robert Romeril	2.36	24.51	37.51	52.18	61.61
189	John Forsyth	2.29	23.20	35.55	49.50	59.09
190	Oliver Tomlin	2.91	28.54	44.00	61.21	72.87
723	Peter Hitchman	2.66	27.24	41.87	58.56	69.69
745	Andrew Felton	2.92	27.56	42.67	59.31	70.38
746	Laura Wardle	2.09	26.51	41.15	57.67	68.65
747	Ben Evans	2.34	25.53	39.69	55.27	65.81
748	David Strange	2.32	27.05	41.43	57.46	68.41
758	Grahame Bircher	2.93	32.27	50.11	68.86	82.25
780	Helen Waddington	2.93	29.86	46.00	64.12	76.65
909	Nik Aveyard	2.53	26.08	40.29	56.35	67.13
915	Simon Medley	2.49	24.83	38.32	53.38	63.23
926	Paul Taylor	2.57	27.18	42.40	59.12	70.90
937	David Lanfranchi	2.43	24.67	38.11	53.25	63.57
945	Jim O'Neill	2.48	25.23	39.20	54.06	64.20
976	Christina Holley	2.17	23.28	36.07	50.07	59.74
980	Sarah Cordingley	7.88	27.81	39.73	53.01	61.95

Run 3

14	David Tomlin	2.73	27.55	42.72	58.98	70.01
17	Andrew Grier	2.56	28.04	43.10	59.92	71.45
18	Mark Buckland	2.48	28.43	43.47	59.87	71.11
20	Pauline Goodwin	2.35	29.67	45.46	62.45	74.32
21	Lorraine Hitchman	2.54	29.84	47.05	64.91	77.93
23	Chris Hitchman	2.60	26.91	41.28	57.79	68.72
24	John Dobson	2.92	28.17	43.55	60.51	72.44

No.	Driver	64 ft	Split 1	Split 2	Split 3	Finish
26	John Swift	2.86	28.59	43.26	59.78	71.30
27	Geoff Dark	2.51	27.03	41.63	58.07	69.45
28	Richard Allen	2.43	27.14	42.17	58.81	70.17
29	Christopher England	2.30	27.38	42.44	59.10	70.43
30	Philip Whitehead	3.22	29.29	45.12	63.01	75.41
31	Christian Mineeff	2.20	26.79	41.28	57.24	68.32
32	Richard Prior	2.65	26.86	41.30		DNF
33	Chris Butler	2.70	26.81	41.21	56.90	67.54
34	Nick Taylor	2.59	26.73	41.06	57.07	68.10
36	Jon Goodwin	2.62	26.65	40.79	56.92	67.42
39	Robert Noble	3.25	31.65	48.78	67.85	81.29
41	Robert Lancaster-Gaye	2.43	26.11	40.06	55.86	66.47
42	Wayne Eason	2.72	27.99	43.33	60.20	71.77
43	Keith Calder	2.50	27.31	41.78	58.41	69.97
44	David Hilton	2.22	26.39	40.94	57.10	67.94
45	Simon Butterworth	2.45	25.82	39.90	55.81	66.72
46	Jonathan Williamson	2.02	24.77	38.87	54.73	65.64
47	Geraint Evans	2.33	26.33	40.51	56.45	67.33
48	Karl Lupton	2.32	26.66	41.05	57.49	68.61
49	Stuart Maclean	2.69	27.79	42.93	59.81	71.82
50	Graham Rose	2.77	27.53	42.08	58.56	69.89
51	Stewart Whitmore	2.61	27.26	42.02	58.51	69.60
52	Derek Thomas	2.41	26.10	39.80	55.40	66.01
53	Colin Belton	2.53	25.14	38.43	53.25	63.19
56	Andrew Taylor	2.72	30.40	47.90	66.86	79.93
58	Jim Bayliss	2.55	28.14	43.53	60.99	73.06
59	Richard Mason	2.65	26.84	42.14	58.32	69.84
60	Martin Bury	2.79	30.40	47.03	65.23	78.05
61	John Richards	2.71	28.65	44.33	61.95	73.94
63	Pat Cooper	2.76	28.64	43.81	61.54	73.30
64	Robin Johnson	2.41	26.24	40.84	57.21	68.62
65	Stuart Bullas	2.78	26.96	41.42	57.51	68.61
66	Adrian Ball	5.24	32.07	46.77	63.59	74.85
69	Simon Down	3.15	31.60	49.01	68.43	82.26
70	Robert MacGillivray	3.46	29.80	45.27	62.60	74.80
71	David Taylor	3.00	29.45	45.22	62.87	74.87
72	Steve Foster	2.71	26.79	41.42	57.47	68.70
73	Martin Rowe	2.82	27.42	42.18	58.44	69.70
74	Clare Sullivan	2.90	27.80	43.05	59.66	70.87
75	Matthew Pinder	2.99	27.52	42.35	59.00	70.41
78	Tim Oliver	2.86	29.90	46.42	64.24	76.40
79	James Kerr	2.68	26.70	46.85	63.66	74.97
80	David Coulthard	2.76	27.85	42.98	60.07	71.72
81	John Moxham	2.76	28.13	43.23	60.05	71.57
82	Andrew Barton	2.71	26.62	48.50	64.96	75.92
83	Andy Geen	2.69	26.29	40.91	56.91	67.83
84	David Sykes	2.65	27.15	41.81	57.89	68.72
87	Peter Keen	2.99	31.26	48.60	67.93	81.33
89	Stephen Hemingway	2.67	28.11	43.32	60.05	71.43
90	Mike Baxter	2.92	28.70	44.31	61.06	73.50

No.	Driver	64 ft	Split 1	Split 2	Split 3	Finish
91	Peter Garforth	2.47	27.55	42.49	59.16	70.69
92	Christopher Price	3.08	28.47	43.85	60.80	72.21
93	Malcolm Pinder	2.59	27.03	41.72	58.47	69.73
94	Chris Brown	2.37	26.80	41.48	57.42	68.36
98	Mike Sankey	2.59	26.76	41.32	57.54	68.51
99	Jeremy Clarke	2.06	23.31	35.77	49.45	58.82
100	Brodie Branch	2.14	22.58	34.89	48.36	57.33
101	Steve Hinde	2.83	27.86	43.02	59.58	71.34
102	Geoffrey Barker	2.66	28.82	44.12	61.34	73.26
103	Mark Durrant	2.59	26.05	40.19	55.64	65.87
104	George Hardman	2.60	26.91	41.01	56.77	67.71
106	Robert Warwick	2.86	26.85	40.91	57.23	68.05
107	Mike Smith	2.82	26.78	41.28	57.67	68.13
108	Robert Bellerby	2.49	25.65	39.24	54.67	65.02
109	Rob Sinclair	2.38	26.28	40.75	56.53	67.31
110	Mark Anderson	2.55	27.71	42.71	59.37	70.22
111	Ben Clark	3.31	31.84	48.88	67.36	80.16
113	Simon Green	2.42	25.51	39.38	77.78	88.16
114	Mike Tate	2.33	25.80	39.98	55.60	65.96
115	Jonathan Medley	2.35	24.92	38.35	53.55	63.50
116	John Hoyle	2.46	24.92	38.44	53.26	63.41
118	Philip Sturdy	2.52	25.43	39.68	55.20	65.95
119	Colin Sutherland	3.26	28.55	43.87	60.92	72.92
120	Geoff Worsley	3.15	34.25	53.13	74.07	87.87
121	Phil Worsley	3.05	29.11	44.47	61.63	73.09
122	Mark Tabor	2.81	28.67	44.43	62.04	74.40
123	Anthony Patrick	3.11	27.92	42.99	59.69	71.42
124	Mike Geen	2.50	25.84	39.70	55.01	66.07
126	Tony Jameson-Allen	2.51	27.81	43.20	59.88	71.05
129	Paul Norris	2.82	27.38	41.88	58.15	68.69
133	Gordon Dundee	2.75	27.66	42.70	59.40	71.13
134	Frazer Graham	2.33	24.80	38.22	53.23	63.47
135	Kevin McGrath	2.78	27.24	42.44	59.58	70.95
136	Michael Underwood	2.58	26.14	40.33	56.24	67.14
137	Peter Whittle	2.37	24.87	47.12	63.78	74.43
138	Dean Henson	2.65	25.13	39.05	54.73	65.42
139	Ian Thomas	2.59	25.07	38.41	53.51	63.77
140	Neville Alderson	2.37	24.90	38.57	58.85	72.40
145	Graeme MacTavish	2.31	24.97	39.02	54.47	64.89
146	Nick Cook	2.75	27.96	42.70	59.18	70.15
147	Malcolm MacKay	2.33	25.17	38.78	53.77	63.57
149	Andy Griffiths	2.27	24.43	37.69	52.14	61.93
150	Terry Coleman	2.61	25.79	39.89	55.51	65.79
151	Paul Dickens	2.29	24.48	38.01	52.90	62.74
152	Mark Hemingway	2.70	24.13	36.56	50.84	60.25
158	Jim Naylor	2.61	25.55	39.11	54.57	64.94
161	Paul Bowness	2.12	24.53	37.73	52.20	62.05
162	Matthew Sutcliffe	2.67	24.63	37.40	51.49	61.12
163	Len Amy	2.14	23.09	35.82	49.74	59.16

No.	Driver	64 ft	Split 1	Split 2	Split 3	Finish
164	Graham Smith	2.27	22.77	35.07	48.88	58.37
165	Les Procter	2.20	22.58	34.93	49.81	59.41
171	Jim Macdiarmid	2.63	25.42	39.41	54.34	64.50
172	Allan Staniforth	2.80	26.85	41.21	57.42	68.19
173	Dave Banner	2.26	22.73	35.36	48.77	57.80
176	Graeme Holley	2.35	24.73	38.14	52.53	62.18
178	Andy Ball	2.43	22.91	35.33	48.80	57.77
183	Andrew Allenet	2.07	24.43	37.68	52.33	62.17
188	Robert Romeril	2.38	24.13	37.33	60.23	R/F
189	John Forsyth	2.03	23.22	35.53	49.56	59.00
190	Oliver Tomlin	2.92	28.40	44.18	61.20	72.82
723	Peter Hitchman	2.75	27.53	43.95	60.85	71.81
745	Andrew Felton	2.76	28.07	43.20	59.73	70.92
746	Laura Wardle	2.05	26.28	41.18	57.70	68.98
747	Ben Evans	2.26	27.06	41.34	56.97	67.91
748	David Strange	2.40	27.80	42.27	58.41	69.36
758	Grahame Bircher	2.88	31.68	48.61	66.68	79.52
780	Helen Waddington	3.08	29.71	45.56	63.32	75.37
909	Nik Aveyard	2.42	25.77	39.90	55.45	66.15
915	Simon Medley	2.61	25.01	38.49	53.53	67.78
926	Paul Taylor	2.69	28.00	42.97	59.91	71.29
937	David Lanfranchi	2.45	24.42	38.01	53.30	63.77
945	Jim O'Neill	2.18	24.53	38.42	53.57	63.74
976	Christina Holley	2.25	22.74	35.20	49.43	59.22
980	Sarah Cordingley	2.45	22.22		138.04	DNF



RACING

Harewood

Speed Hillclimb

Championship

**OMS RACING SPONSORED
HAREWOOD HILLCLIMB CHAMPIONSHIP
Final Results**

Pos	Name	March	May 14th	May 15th	June	July	Aug 7th	Aug 28th	Sept 17th	Sept 18th	Points Dropped	Total
1	Jonathan Mounsey	12.68	17.56	17.71	18.30	17.82	17.75	18.04	18.08	17.91	47.95	107.90
2	David Sykes	8.62	17.46	17.45	17.55	17.38	16.61	0.00	17.30	18.09	25.23	105.23
3	Andy Geen	11.69	0.00	17.50	16.78	17.15	17.39	17.15	17.74	17.77	28.47	104.70
4	Robert Bellerby	7.35	16.95	16.37	16.43	17.16	17.95	17.44	16.90	17.04	40.15	103.44
5	Andrew Barton	0.00	15.90	16.78	14.53	17.11	17.05	13.75	16.81	17.45	28.28	101.10
6	James Kerr	11.03	16.48	0.00	16.45	0.00	16.43	16.77	17.41	17.24	11.03	100.78
7	Andrew Henson	3.72	17.12	17.27	15.10	17.12	0.00	16.66	16.34	15.17	18.82	99.68
8	Steve Foster	9.60	16.02	0.00	16.33	16.31	0.00	16.37	17.14	17.32	9.60	99.49
9	Mark Moran	6.32	15.66	16.37	15.85	16.61	16.28	16.06	16.65	17.33	37.83	99.30
10	Jonathan Medley	0.00	16.54	16.84	16.09	15.70	15.93	16.29	16.80	16.70	31.63	99.26
11	Simon Medley	0.00	15.62	15.15	16.08	15.97	16.29	16.72	17.06	17.01	30.77	99.13
12	Jon Waggitt	0.00	0.00	17.31	15.80	17.51	16.15	16.09	15.79	14.06	14.06	98.65
13	Graham Smith	0.00	17.33	17.89	14.44	17.37	14.49	15.25	15.53	15.07	28.93	98.44
14	Martin Rowe	10.35	16.22	16.24	16.04	16.23	15.28	15.67	16.29	16.47	41.30	97.49
15	Dale Cordingley	3.68	16.67	15.51	15.28	16.91	16.87	0.00	15.77	0.00	3.68	97.01
16	Mike Smith	0.00	15.59	15.97	15.27	15.86	16.17	16.69	13.01	14.70	27.71	95.55
17	Les Procter	0.00	16.10	16.29	15.24	17.00	14.89	14.48	14.97	15.52	29.37	95.12
18	Clare Sullivan	9.03	16.15	15.55	0.00	16.49	15.74	15.30	14.97	15.75	24.00	94.98
19	Mike Geen	9.98	16.56	0.00	13.30	15.25	15.69	15.28	15.76	15.80	23.28	94.34
20	Ian Thomas	6.23	15.26	15.52	0.00	0.00	14.62	15.27	15.18	15.50	6.23	91.35
21	Peter Whittle	3.38	13.33	14.24	12.29	14.32	0.00	15.25	15.24	15.50	15.67	87.88
22	Sarah Cordingley	0.00	12.31	14.31	13.37	14.55	14.73	16.39	13.93	0.00	12.31	87.28
23	John Moxham	7.03	14.33	14.55	13.88	14.41	14.41	14.15	14.71	13.96	34.87	86.56
24	Simon Green	4.86	13.47	13.33	14.57	14.85	8.31	10.39	14.57	15.62	23.56	86.41
25	Mike Tate	3.90	13.19	14.13	12.50	0.00	15.30	14.95	14.92	13.83	16.40	86.32
26	Chris Brown	0.00	14.59	12.71	13.79	0.00	14.04	0.00	14.59	14.74	0.00	84.46
27	Matthew Sutcliffe	0.47	13.88	14.69	0.00	15.72	13.14	13.52	12.81	13.49	13.28	84.44
28	David Lanfranchi	0.00	11.18	13.27	11.70	14.16	0.00	14.38	15.38	15.47	11.18	84.36
29	Bob Moorhouse	4.91	13.90	0.00	14.18	12.88	13.90	14.65	0.00	14.56	4.91	84.07
30	Andy Ball	0.00	16.32	15.44	15.48	0.00	0.00	0.00	16.32	15.88	0.00	79.44
31	Peter Rhodes	0.00	12.35	11.95	13.13	12.97	13.75	13.70	0.00	0.00	0.00	77.85
32	David Grey	0.00	12.68	13.66	14.57	0.00	13.82	13.78	0.00	0.00	0.00	68.51
33	Michael Underwood	0.19	10.35	0.00	9.38	11.27	0.00	10.57	11.86	12.24	0.19	65.67
34	Henry Moorhouse	6.63	14.22	0.00	14.84	14.75	0.00	0.00	0.00	14.67	0.00	65.11
35	Matthew Grey	0.00	10.23	13.71	11.30	0.00	13.77	13.06	0.00	0.00	0.00	62.07
36	Christopher Price	2.80	10.08	10.27	9.80	10.35	9.36	9.47	9.89	9.98	21.63	60.37
37	Carl Hughes	0.00	14.10	0.00	13.92	0.00	13.68	0.00	0.00	14.81	0.00	56.51
38	Steve Owen	6.34	0.00	17.26	0.00	16.40	16.08	0.00	0.00	0.00	0.00	56.08
39	George Hardman	0.00	13.27	0.00	0.00	0.00	13.58	0.00	13.43	13.90	0.00	54.18
40	James Blackmore	3.68	0.00	17.16	0.00	16.02	16.22	0.00	0.00	0.00	0.00	53.08
41	Chris Wise	4.21	0.00	0.00	14.05	12.64	13.14	8.70	0.00	0.00	0.00	52.74
42	Tim Wilson	4.19	15.83	15.80	0.00	16.82	0.00	0.00	0.00	0.00	0.00	52.64
43	Mike Baxter	3.45	0.00	8.65	8.86	8.73	0.00	8.49	9.12	8.77	3.45	52.62
44	Geoffrey Barker	0.18	6.87	6.31	6.48	9.05	8.08	8.85	8.32	9.05	12.97	50.22
45	Mark Anderson	0.00	9.17	0.00	9.47	0.00	9.50	10.46	0.00	11.57	0.00	50.17
46	Anthony Patrick	0.00	7.97	0.00	8.23	0.00	7.96	0.00	10.28	11.25	0.00	45.69
47	Philip Sturdy	11.06	16.79	0.00	16.75	0.00	0.00	0.00	0.00	0.00	0.00	44.60
48	Richard Pope	2.65	7.75	8.41	0.00	0.00	7.89	9.12	8.73	0.00	0.00	44.55
49	Bronwen Waggitt	0.00	0.00	4.16	6.04	8.16	7.76	7.92	7.40	6.91	4.16	44.19
50	Matthew Taylor	0.00	12.90	14.64	0.00	0.00	0.00	15.28	0.00	0.00	0.00	42.82
51	Adrian Martin	2.16	10.63	10.13	0.00	9.87	0.00	9.98	0.00	0.00	0.00	42.77
52	Lynn Owen	0.00	0.00	13.68	0.00	14.38	13.35	0.00	0.00	0.00	0.00	41.41

Pos	Name	March	May 14th	May 15th	June	July	Aug 7th	Aug 28th	Sept 17th	Sept 18th	Points Dropped	Total
53	Nitish Singh	3.86	11.22	0.00	10.95	0.00	0.00	11.51	0.00	0.00	0.00	37.54
54	Oliver Heselton	3.73	12.41	0.00	10.32	0.00	10.43	0.00	0.00	0.00	0.00	36.89
55	Tracey Taylor-West	1.45	0.00	0.00	5.41	7.90	8.76	8.93	0.00	0.00	0.00	32.45
56	Glyn Sketchley	0.00	0.00	13.02	0.00	0.00	0.00	17.48	0.00	0.00	0.00	30.50
57	Richard Paterson	0.00	10.17	0.00	0.00	10.95	0.00	8.65	0.00	0.00	0.00	29.77
58	Nick Cook	0.00	0.00	0.00	0.00	0.00	0.00	9.87	8.51	8.96	0.00	27.34
59	Joe Harriman	0.00	0.00	0.00	13.32	13.62	0.00	0.00	0.00	0.00	0.00	26.94
60	Roger Fish	7.85	16.34	0.00	0.00	0.00	0.00	0.00	0.00	0.00	0.00	24.19
61	Mark Tabor	0.00	0.85	0.00	5.67	0.00	0.00	0.00	7.48	9.84	0.00	23.84
62	Mark Warren	8.28	0.00	0.00	15.56	0.00	0.00	0.00	0.00	0.00	0.00	23.84
63	Gary Kyle	0.00	9.51	0.00	11.27	0.00	0.00	0.00	0.00	0.00	0.00	20.78
64	Richard Vaughan	0.00	7.12	0.00	0.00	0.00	6.33	0.00	0.00	6.60	0.00	20.05
65	John Chacksfield	5.62	0.00	0.00	14.38	0.00	0.00	0.00	0.00	0.00	0.00	20.00
66	Michael Bellerby	0.00	0.00	0.00	7.43	0.00	0.00	0.00	0.00	8.73	0.00	16.16
67	Mark Dempster	0.00	0.00	3.06	0.00	0.00	8.31	0.00	0.00	0.00	0.00	11.37
68	Tim Davies	0.39	0.00	0.00	10.41	0.00	0.00	0.00	0.00	0.00	0.00	10.80
69	Michael Bailey	6.15	0.00	0.00	0.00	0.00	0.00	0.00	0.00	0.00	0.00	6.15
70	Stuart Bailey	5.08	0.00	0.00	0.00	0.00	0.00	0.00	0.00	0.00	0.00	5.08
71	Paul Topham	0.00	0.00	1.97	0.00	0.00	0.00	0.00	0.00	0.00	0.00	1.97
72	James Clarke	0.00	0.00	0.00	0.00	0.00	0.00	0.00	0.00	0.00	0.00	0.00
73	Tony Hildreth	0.00	0.00	0.00	0.00	0.00	0.00	0.00	0.00	0.00	0.00	0.00
74	Andrew Magiy	0.00	0.00	0.00	0.00	0.00	0.00	0.00	0.00	0.00	0.00	0.00

**OMS RACING SPONSORED
HAREWOOD FTD CHAMPIONSHIP
Final Results**

Pos	Name	March	May 14th	May 15th	June	July	Aug 7th	Aug 28th	Sept 17th	Sept 18th	Points Dropped	Total
1	Jon Waggitt	0	0	10	10	10	10	9	9	7	7	58
2	Andrew Henson	8	10	9	9	9	0	10	10	10	17	58
3	Dale Cordingley	3	9	5	7	7	8	0	7	0	3	43
4	Andy Ball	0	8	4	8	0	0	0	8	9	0	37
5	Steve Owen	10	0	8	0	8	9	0	0	0	0	35
6	Sarah Cordingley	0	3	3	4	3	6	8	5	0	3	29
7	Graham Smith	0	6	0	2	2	1	6	6	6	1	28
8	Tim Wilson	7	7	6	0	6	0	0	0	0	0	26
9	James Blackmore	6	0	7	0	5	7	0	0	0	0	25
10	Les Procter	0	4	0	3	1	2	4	4	8	1	25
11	David Grey	0	5	0	6	0	4	5	0	0	0	20
12	John Chacksfield	9	0	0	5	0	0	0	0	0	0	14
13	Lynn Owen	0	0	2	0	4	5	0	0	0	0	11
14	Matthew Sutcliffe	0	1	0	0	0	0	2	3	5	0	11
15	Matthew Grey	0	2	1	1	0	3	3	0	0	0	10
16	Mark Moran	2	0	0	0	0	0	1	2	4	0	9
17	Glyn Sketchley	0	0	0	0	0	0	7	0	0	0	7
18	Jonathan Mounsey	5	0	0	0	0	0	0	0	0	0	5
19	Simon Medley	0	0	0	0	0	0	0	1	3	0	4
20	Philip Sturdy	4	0	0	0	0	0	0	0	0	0	4
21	Ian Thomas	1	0	0	0	0	0	0	0	1	0	2
22	Peter Whittle	0	0	0	0	0	0	0	0	2	0	2

Ladies Championship

Pos	Name	March	May 14th	May 15th	June	July	Aug 7th	Aug 28th	Sept 17th	Sept 18th	Points Dropped	Total
1	Clare Sullivan	9.03	16.15	15.55	0.00	16.49	15.74	15.30	14.97	15.75	24.00	94.98
2	Sarah Cordingley	0.00	12.31	14.31	13.37	14.55	14.73	16.39	13.93	0.00	12.31	87.28
3	Bronwen Waggitt	0.00	0.00	4.16	6.04	8.16	7.76	7.92	7.40	6.91	4.16	44.19
4	Lynn Owen	0.00	0.00	13.68	0.00	14.38	13.35	0.00	0.00	0.00	0.00	41.41
5	Tracey Taylor-West	1.45	0.00	0.00	5.41	7.90	8.76	8.93	0.00	0.00	0.00	32.45



Clare Sullivan—photo by whatnonegatives




Sarah Cordingley—photo by whatnonegatives





Racing cars to suit every budget

- ❖ Manufacturer of single seater and sports racing cars for track, speed hill climbing and sprint
- ❖ Specialist fabrication and engineering facilities
- ❖ Flat floor suspension set up



Photos courtesy of www.whatnonegatives.com

CONTACT Steve Owen, OMS Racing, 01423 325023

www.omsracing.co.uk



**HAREWOOD SPEED
HILLCLIMB DRIVING SCHOOLS**

Improve your chances in 2005

*Our pupils have gone on to
win championships & break class records*

Join the winners!

Fabulous gift or treat yourself

Thursdays

7th April

28th April

26th May (Caterham Academy Day)

21st July

18th August

Advanced Schools

16th June

8th September

These Schools are open to anyone who has attended one of the 'regular' Schools. Application Forms have been sent out so if anyone feels they qualify and have not received a form, please contact Pat Kenyon

Driving School Administrator Pat Kenyon

(0114) 234 0478 or (0114) 285 1114

e-mail: pkenyon@holdworth.fsnet.co.uk