



BRITISH AUTOMOBILE RACING CLUB
YORKSHIRE CENTRE
MIKE WILSON MEMORIAL MEETING
18th September 2005
FINAL RESULTS



"It doesn't get any better than this"

Bill Hutchins secured Fastest Time of the day at the Mike Wilson Memorial meeting, the final meeting of 2005 at Harewood Speed Hillclimb. Hutchins took the 2.8 litre Hart powered Pilbeam MP58H to victory on his final run of the day with a 54.42 second run. At the prize giving, Hutchins said "it doesn't get better than this".

Dave Banner secured a well deserved 2nd FTD in the 1098cc OMS racer with a 55.01 second time. Andrew Henson was suffering engine problems, which restricted his progress and left him a second and a half off his normal pace in third place and to rub salt in to the wound, gave the OMS Racing FTD Championship to Jon Waggitt.

There was no doubt that the man of the meeting was Brodie Branch in the Caterham Hayabusa. Branch broke the class record for the second day running, setting a stunning time of 56.88 seconds, a time that many of the single seater race car drivers would have been proud of.

Two more records fell during the day. Andrew Griffiths was flying in the 1500cc bike engined Caterham 7, setting a 61.41 second record on road going tyres in the Lotus 7 Club class. The 6 year old 1400 - 2000cc modified road saloon class record has looked ripe for improvement for sometime now and David Sykes was the man to do it in his 1905cc Peugeot 205 GTi, when he took nearly a tenth of a second off the record. This pushed Sykes in to second in the OMS Racing Championship Jonathan Mounsey was just under a tenth shy of his own class record set the day before, but at this stage he had already secured the OMS Racing Harewood Speed Hillclimb Championship. Mounsey has pushed his Mitsubishi EVO all season to this popular win.



*Bill Hutchins
Photo by
whatnonegatives*

Fastest Times of the Day

Bill Hutchins, Pilbeam MP58H, 54.42
Dave Banner, OMS 2000M, 55.01
Andrew Henson, Pilbeam MP62, 55.42

Classes

Peter Callaghan, Ginetta G12, 64.32
Mark Pigott, MGB, 77.68
Gary Waite, MG Midget, 70.56
Steve Moore, MG Maestro, 73.52
Andrew Griffiths, Caterham 7, 61.41 (CR)
Steve Foster, Peugeot 205, 68.52
David Sykes, Peugeot 205, 67.48 (CR)
Jonathan Mounsey, Mitsubishi EVO, 63.69
Bob Bellerby, Sylva Striker, 64.10
John Hoyle, Westfield SEiW, 62.93
Mike Geen, Peugeot 205, 65.90
Mark Moran, Van Diemen RF89, 61.62
Brodie Branch, Caterham Hayabusa, 57.33 (CR)
Haydn Spedding, Jaguar E Type, 62.92
Len Amy, Mallock Mk18B, 57.48
Graham Midgley, OMS SC1B, 59.94
Dave Banner, OMS 2000M, 55.01
Andrew Henson, Pilbeam MP62, 55.42
Bill Hutchins, Pilbeam MP58H, 54.42

**BARC Yorkshire Centre
ANNUAL SPEED EVENTS FORUM
Sunday 30th October 2005**

**The Old Golf House Hotel
Outlane, Near Huddersfield
(Jn 23 M62 - exit eastbound only)
Coffee 10.00am for a prompt 10.30am start**

Everyone is welcome - come and air your views on Classes, Championships,
Harewood, Events, The Future, etc.

If you cannot attend but have a point to raise, please email
Chris Seaman chris@seamans.fsnet.co.uk

FINAL RESULTS

Class 11 Ginetta Cars

Record:61.16 11-Apr-04 Bogey: 0.00

Holder: Bill Hutchins Ginetta G27 V8 4445cc

Champ.No.	Driver	Car	cc	1st Run	2nd Run	3rd Run	Pos
179	Robert Pallett	Ginetta G33	1993T	66.36	65.91	66.17	3
14	Matthew Eady	Ginetta G15	998	82.51	72.01	77.74	8
15	Les Czakow	Ginetta G15	998	72.60	72.02	72.38	9
16	Duncan Campbell	Ginetta G4	2500	70.07	70.35	67.74	6
17	Phil Chatterton	Ginetta G4	1997	68.62	67.60	68.47	5
18	Martin Jones	Ginetta G17	998	66.49	65.15	65.27	2
19	Graham Beale	Ginetta G33	1993T	67.77	93.78	67.85	7
20	Michael Hullock	Ginetta G4	1380	67.47	67.33	67.40	4
23	Peter Callaghan	Ginetta G12	1652	64.56	64.32	64.48	1

Class 15A MG Cars - Group 1

Record:69.77 13-May-00 Bogey: 0.00

Holder: Allan Inwood MG Midget 1380cc

Champ.No.	Driver	Car	cc	1st Run	2nd Run	3rd Run	Pos
26	Philip Methuen	MGB Roadster	1798	81.99	80.41	81.30	4
27	Tim Highman	MG BGT	1950	non-starter			
28	Mark Pigott	MGB	1798	79.05	77.68	83.35	1
29	William Sharp	MGC GT	2988	78.66	78.31	78.86	2
30	Keith Williams	MGB GT	1860	fail	79.95	80.55	3

Class 15B MG Cars - Groups 2 & 3

Record:69.31 14-Sep-03 Bogey: 0.00

Holder: Allan Inwood MG Midget 1380cc

Champ.No.	Driver	Car	cc	1st Run	2nd Run	3rd Run	Pos
735	John Stewart	MGB Roadster	1950	76.20	76.02	75.66	14
736	David Morrison	MGB	1840	73.09	73.30	72.68	7
739	Edward Revell	MG Midget	1380	77.52	76.08	75.06	13
740	Adrian Croot	MG Midget	1310	80.21	79.60	78.33	17
742	John Hartley	MG Midget	1310	73.70	73.41	73.29	9
744	Helen Waddington	MG ZR160	1800	75.19	74.85	75.38	12
33	John Payne	A H Sprite	1310	77.79	77.51	77.59	16
34	Richard Watkinson	MG Midget	1310	75.71	73.28	73.18	8
35	Michael Stewart	MGB Roadster	1950	72.81	72.44	72.09	5
36	Tony MacIntyre	MGB	1840	73.61	74.05	73.87	10
37	Terry Pigott	MG Midget	1380	71.67	71.89	fail	4
38	Gary Waite	MG Midget	1293	71.11	70.79	70.56	1
39	Gerald Revell	MG Midget	1380	81.79	79.87	81.68	18
40	David Croot	MG Midget	1310	77.74	76.74	75.92	15
41	Jonathan Beresford	MGB GT	1840	73.79	74.33	75.09	11
42	John Wilman	MG Midget	1310	73.15	72.67	73.00	6
43	Paul Drake	MGB GT	1950	71.35	fail	70.67	2
44	David Coulthard	MG ZR160	1800	71.60	71.23	72.11	3

Class 15C MG Cars - Groups 4 & 5
Record:64.24 19-Sep-04 Bogey: 0.00
Holder: James Thacker MG Midget 1380cc

Champ.No.	Driver	Car	cc	1st Run	2nd Run	3rd Run	Pos
747	Steve Johnson	MG Maestro	1994T	77.43	76.75	76.62	3
46	Keith Beningfield	MG XPAG	1366	76.83	76.37	74.49	2
47	Steve Moore	MG Maestro	1998T	74.38	74.02	73.52	1

Class 23 Lotus 7 Cars
Record:66.61 04-Jul-04 Bogey: 0.00
Holder: Peter Carmichael Caterham Superlight 1588cc

Champ.No.	Driver	Car	cc	1st Run	2nd Run	3rd Run	Pos
50	Dave McFarlane	Caterham 7	1700	64.48	70.17	64.35	11
51	Simon Rogers	Caterham 7	1796	88.57	77.31	62.79	4
52	Gary Nunn	Caterham 7	1800	69.15	fail	73.90	21
53	Gordon Hodgkinson	Caterham 7	1600	non-starter			
54	Simon Young	Caterham 7	1600	70.07	74.46	71.66	22
55	Simon Harland	Caterham 7	1000	64.31	65.59	64.32	9
56	Tony Robinson	Caterham 7	1600	67.79	68.27	68.30	16
57	Mike Sankey	Caterham 7	1700	67.48	67.40	67.27	15
58	Adrian Williams	Caterham 7	1600	65.91	63.63	63.20	7
59	Jeff Smith	Caterham 7	1800	67.98	67.55	67.11	14
61	Chris Moore	Caterham 7	1800	69.59	68.69	68.13	17
62	Roger Cumming	Caterham 7	1600	69.94	68.92	68.15	18
63	Richard Price	Caterham 7	1600	DNF	66.39	66.87	13
65	Andrew Griffiths	Caterham 7	1500	62.69	61.67	61.41	1
66	John Powell	Caterham 7	1800	63.57	63.10	63.29	6
67	Paul Collins	Caterham 7	1740	70.56	68.17	68.74	19
68	Mark Durrant	Caterham 7	1600	66.59	66.17	65.66	12
69	Robert Margel	Caterham 7	1600	66.49	64.83	64.34	10
70	Charles Fitzhugh	Caterham 7	1598	69.32	68.73	68.92	20
71	David Nelson	Caterham 7	1796	63.98	63.37	62.88	5
72	Malcolm McGovern	Caterham 7	1800	63.18	62.35	63.75	3
73	Paul Dickens	Caterham 7	1798	62.55	62.11	61.85	2
74	Ken Evans	Caterham 7	1796	64.67	64.05	79.85	8

Class 1 Road Modified Saloon & Sports Cars up to 1400cc
Record:67.84 03-Aug-03 Bogey: 85.84
Holder: Mike Geen Peugeot 205 1360cc

Champ.No.	Driver	Car	cc	1st Run	2nd Run	3rd Run	Pos
76	Sophie Ward	Peugeot 205	1300	84.03	82.72	81.77	6
77	David Taylor	Morris Cooper 'S'	1380	73.76	73.77	73.07	4
78	Paul Warnes	Austin Mini	1380	76.28	76.78	76.51	5
H 79	Martin Rowe	Citroen AX GT	1360	69.37	69.41	70.01	2
H 80	Steve Foster	Peugeot 205	1360	68.52	68.59	69.32	1
H 81	Clare Sullivan	Austin Mini	1380	70.57	70.21	70.09	3

Class 2 Road Modified Saloon & Sports Cars over 1400cc & up to 2000cc**Record:67.57 13-Jun-99 Bogey: 85.57****Holder: Bobby Fryers Renault Clio Williams 2000cc**

Champ. No.	Driver	Car	cc	1st Run	2nd Run	3rd Run	Pos	
	84	Steve Mitchell	Citroen Saxo	1600	92.48	73.82	73.65	7
H	85	John Moxham	Peugeot 205 GTi	1907	72.38	71.95	71.61	6
	86	Jamie Warren	Peugeot 205 GTi	1905	71.43	71.11	73.81	5
H	87	Andrew Barton	Peugeot 205 GTi	1905	68.60	69.12	68.12	3
H	88	James Kerr	Peugeot 205 GTi	1905	68.97	68.33	68.46	4
H	90	Andy Geen	Peugeot 205	1905	68.62	67.80	67.97	2
H	91	David Sykes	Peugeot 205 GTi	1905	67.93	67.85	67.48	1

Class 3 Road Modified Saloon & Sports Cars over 2000cc**Sponsor: KNIGHT FRANK****Record:63.60 17-Sep-05 Bogey: 81.60****Holder: Jonathan Mounsey Mitsubishi Evo 2000Tcc**

Champ. No.	Driver	Car	cc	1st Run	2nd Run	3rd Run	Pos	
	95	John Slater	Jaguar XJ56	3192	76.38	74.91	77.20	6
H	96	Mike Baxter	Renault 21	1995T	72.83	74.44	73.16	5
H	97	Christopher Price	Sierra XR4i	3700	71.76	71.62	71.86	4
H	98	Carl Hughes	Mitsubishi Evo7	1997T	66.79	66.95	66.98	2
H	99	Chris Brown	Mitsubishi Evo8	1997T	67.96	67.17	66.86	3
H	100	Jonathan Mounsey	Mitsubishi Evo	2000T	63.91	63.69	63.86	1

Class 4 Road Modified Kit, Replica, etc. Cars up to 1700cc**Record:63.14 19-Sep-04 Bogey: 81.14****Holder: Robert Bellerby Sylva Striker 1600cc**

Champ. No.	Driver	Car	cc	1st Run	2nd Run	3rd Run	Pos	
H	909	Robert Moorhouse	Sylva Stryker	1700	66.58	66.89	67.27	5
H	105	Richard Vaughan	Locost 7	1600	74.54	74.55	75.02	10
H	106	Michael Bellerby	Sylva Leader	1600	72.61	72.41	72.56	9
H	107	Geoffrey Barker	Westfield SE	1700	72.69	73.13	72.09	8
H	108	George Hardman	Westfield SEiW	1598	67.24	68.43	68.07	6
H	109	Henry Moorhouse	Sylva Stryker	1700	fail	fail	66.47	4
	110	Robert Warwick	Westfield SEiW	1690	67.63	fail	67.64	7
	111	Brad Gould	Westfield 7	1699	65.55	66.20	65.56	2
H	112	Mike Smith	Sylva Striker	1600	66.49	66.44	67.87	3
H	113	Robert Bellerby	Sylva Striker	1600	64.66	64.10	64.15	1

Class 5 Road Modified Kit, Replica, etc. Cars over 1700cc**Sponsor: MTA SYSTEMS****Record:62.28 05-Jun-05 Bogey: 80.28****Holder: John Hoyle Westfield SEiW 1998cc**

Champ. No.	Driver	Car	cc	1st Run	2nd Run	3rd Run	Pos	
	914	Nik Aveyard	Westfield SE	1760	66.98	69.73	66.14	5

Champ.No.	Driver	Car	cc	1st Run	2nd Run	3rd Run	Pos	
H	921	Simon Medley	Caterham R400	1800	63.35	63.27	63.71	2
	114	Rob Sinclair	Westfield SE	1760	66.62	66.59	fail	7
H	115	Mark Anderson	MK Indy	2000	68.71	69.13	69.44	8
H	116	Simon Green	Westfield	2000	65.30	64.66	66.12	4
	117	Tony Hildreth	Caterham 7	2261	77.51	76.45	74.36	10
	119	John Middleton-Walker	Westfield SEiW	1848	86.91	71.14	70.23	9
H	120	Mike Tate	Westfield	2000	66.54	66.71	66.45	6
H	121	Jonathan Medley	Caterham R400	1800	63.92	63.93	63.58	3
	122	John Hoyle	Westfield SEiW	1998	62.96	63.21	62.93	1

Class 6 Modified Production Cars up to 1400cc, excl. Kit, Replica, etc.

Record: 63.70 10-May-98 Bogey: 81.70

Holder: Matthew Pinder MG Metro 1380cc

Champ.No.	Driver	Car	cc	1st Run	2nd Run	3rd Run	Pos	
	125	Geoff Worsley	Mini	1380	86.66	87.26	86.41	5
	126	Phil Worsley	Austin Mini	1380	71.40	71.20		3
H	127	Anthony Patrick	Austin Mini	1380	73.28	DNF	70.45	2
H	128	Mark Tabor	MG Metro	1380	71.86	72.31	72.19	4
H	129	Mike Geen	Peugeot 205	1360	66.74	65.90	66.33	1

Class 9 Formula Ford 1600 pre-1994

Record: 60.95 11-Apr-04 Bogey: 78.95

Holder: David Bailey Swift SC93F 1600cc

Champ.No.	Driver	Car	cc	1st Run	2nd Run	3rd Run	Pos	
H	941	David Lanfranchi	Van Diemen RF87	1600	64.14	63.77	63.48	5
	138	Frazer Graham	Van Diemen RF87	1600	63.06	63.05	62.65	2
	139	Kevin McGrath	Ray FF	1600	69.07	68.70	69.66	9
H	140	Michael Underwood	Van Diemen RF84	1600	66.71	67.82	67.42	8
H	141	Peter Whittle	Van Diemen RF87	1600	63.45	63.63	64.03	3
	142	Dean Henson	Van Diemen RF85	1600	64.36	64.44	64.85	7
H	143	Ian Thomas	Swift SC93F	1600	63.97	64.14	63.45	4
	144	Neville Alderson	Van Diemen RF80	1600	63.60	63.81	63.85	6
H	145	Mark Moran	Van Diemen RF89	1600	61.78	64.60	61.62	1

Class A Modified Production Cars up to 1400cc

Record: 57.33 17-Sep-05 Bogey: 75.33

Holder: Brodie Branch Caterham 7 1300cc

Champ.No.	Driver	Car	cc	1st Run	2nd Run	3rd Run	Pos	
	48	Brodie Branch	Caterham	1300	57.13	57.67	56.88	1
	49	Jeremy Clarke	Caterham	1400	59.44	59.21	58.19	2
H	147	David Spaul	Westfield SEI	1150	non-starter			
H	148	Nick Cook	Sylva Striker	919	66.50	67.77	66.37	3

Class 7 Modified Production Cars over 1400cc & up to 2000cc, excl. Kit, Replica, etc. merged with Class 8

Record:60.51 07-Oct-01 Bogey: 78.51

Holder: Mark Waldron Lotus Elise Turbo 1396Tcc

Class 8 Modified Production Cars over 2000cc, excl. Kit, Replica, etc merged with Class B

Sponsor: BWD RENSBURG

Record:59.32 18-Sep-04 Bogey: 77.32

Holder: Simon Bainbridge Audi S2 Coupe 2226Tcc

Class B Modified Production Cars over 1400cc & up to 2000cc merged with Class C

Record:58.33 11-May-03 Bogey: 76.33

Holder: Dave Kimberley Caterham 7 1998cc

Class C Modified Production Cars over 2000cc

Record:58.17 06-Jul-97 Bogey: 76.17

Holder: Tim Coventry Westfield SEight 5300cc

Champ.No.	Driver	Car	cc	1st Run	2nd Run	3rd Run	Pos	
H	131	Bobby Fryers	Lotus Elise	1800	68.29	69.15	68.79	6
	134	Haydn Spedding	Jaguar E Type	4235	63.36	62.92	63.53	1
	151	Kevin Tate	Locost	2000	65.60	64.97	65.07	2
	152	Stewart Lobley	TVR Vixen S4	1760	83.71	73.04	72.22	7
	153	Tony Abrams	TVR 3000M	2994	68.25	69.70		5
	154	John Simpson	TVR	4000	67.21	68.04	68.46	3
	155	Stewart Whitmore	Porsche 911RS	3164	67.42	67.63	68.73	4

Class E Sports Libre Cars up to 1400cc

Record:55.36 03-Jul-05 Bogey: 73.36

Holder: Edward Hollier OMS SC1 1370cc

Champ.No.	Driver	Car	cc	1st Run	2nd Run	3rd Run	Pos	
H	158	Matthew Sutcliffe	Matador Special	1197	60.36	59.87	59.92	4
	159	Len Amy	Mallock Mk18B	1298	58.18	57.48	57.52	1
H	160	Graham Smith	Radical SR3	1400	58.42	58.33	58.29	3
H	161	Les Procter	OMS SC3	1400	58.14	58.19	57.84	2

Class F Sports Libre Cars over 1400cc & up to 2000cc

Record:54.77 03-Jul-05 Bogey: 72.77

Holder: Simon Fidoe Pilbeam MP43 1998cc

Champ.No.	Driver	Car	cc	1st Run	2nd Run	3rd Run	Pos	
	164	Graham Midgley	OMS SC1B	1300T	60.14	59.94	60.90	1

Class I Racing Cars over 600cc & up to 1100cc merged with Class J**Record: 54.35 06-Jul-03 Bogey: 72.35****Holder: Mark Budgett Force 1080cc****Class J Racing Cars over 1100cc & up to 1600cc****Record: 53.97 16-May-04 Bogey: 71.97****Holder: Phil Cooke Force PC 1585cc**

Champ.No.	Driver	Car	cc	1st Run	2nd Run	3rd Run	Pos	
	170	Allan Staniforth	Megapin HC04	1098	67.96	69.08	67.58	8
	171	Dave Banner	OMS 2000M	1098	55.05	55.01	55.28	1
H	974	Jon Waggitt	Brabham BT30	1600	57.91	DNF	retired	4
	975	Christina Holley	Force	1297	56.68	57.66	56.79	3
	137	Jason Mourant	FF PRS	1600	non-starter			
H	174	Bronwen Waggitt	Brabham BT30	1600	65.06	retired		7
	175	Graeme Holley	Force	1297	61.54	68.02	62.59	6
	177	Mick Lancashire	N-D Suzuki	1300	58.66	58.68		5
H	178	Andy Ball	OMS 2000M	1300	56.31	56.09	DNF	2

Class K Racing Cars over 1600cc & up to 2000cc**Sponsor: GUYSON INTERNATIONAL****Record: 52.59 03-Jul-05 Bogey: 70.59****Holder: Trevor Willis OMS CF04 1998cc**

Champ.No.	Driver	Car	cc	1st Run	2nd Run	3rd Run	Pos	
	181	Jonathan Rhodes	Delta T832	1998	61.11	62.59	63.22	3
H	183	George Bleasdale	Pilbeam MP88	2000	58.13	57.27	57.41	2
	184	Andrew Allenet	Malan F3	1684	61.87	62.41	61.66	4
H	186	Andrew Henson	Pilbeam MP62	2000	56.07	55.74	55.42	1

Class L Racing Cars over 2000cc**Record: 50.05 03-Jul-05 Bogey: 68.05****Holder: Martin Groves Gould GR55 3500cc**

Champ.No.	Driver	Car	cc	1st Run	2nd Run	3rd Run	Pos	
	992	Tony Luxton	Pilbeam MP58H	2800	56.70	56.53	55.94	2
	190	John Green	JPR Chevrolet	5700	61.72	61.19	59.96	4
	191	Robert Romeril	Pilbeam MP58	3500	61.14	60.88	60.76	5
	192	Bill Hutchins	Pilbeam MP58H	2800	55.66	55.63	54.42	1
	193	John Forsyth	Pilbeam MP50	4441	57.81	57.75	57.62	3

Diary Date**Annual Awards Presentation Dinner****Saturday 19th November 2005****Queens Hotel (Leeds)**

(details to follow in "The Times" shortly)

Marshals' Draw:

<u>Donor</u>	<u>Prize</u>	<u>Winner</u>
BARC	Whisky	Bruce Woodhead
BARC	White Wine	Michael Patchett
BARC	Red Wine	Peter Walker
George Bleasdale	Cash	Ivor Hill
Chris Wise	White Wine	Charles Jones
Tracey Taylor-West	Red Wine	Mike Palmer
Andrew Henson	White Wine	Grahame West
Geoff Harrison	Whisky	John Goldsborough
John Moxham	White Wine	Ivan Stephenson
John Moxham	White Wine	Peter Widdison
John Moxham	White Wine	Keith Davison
Dale Cordingley	Red Wine	Caroline Marston
Sarah Cordingley	Red Wine	Phil Andrews
Kroll	White Wine	Kevin Patrick
Kroll	Red Wine	Andrew Wride
Jonathan Medley	Pack of Wine	Sandra Lees



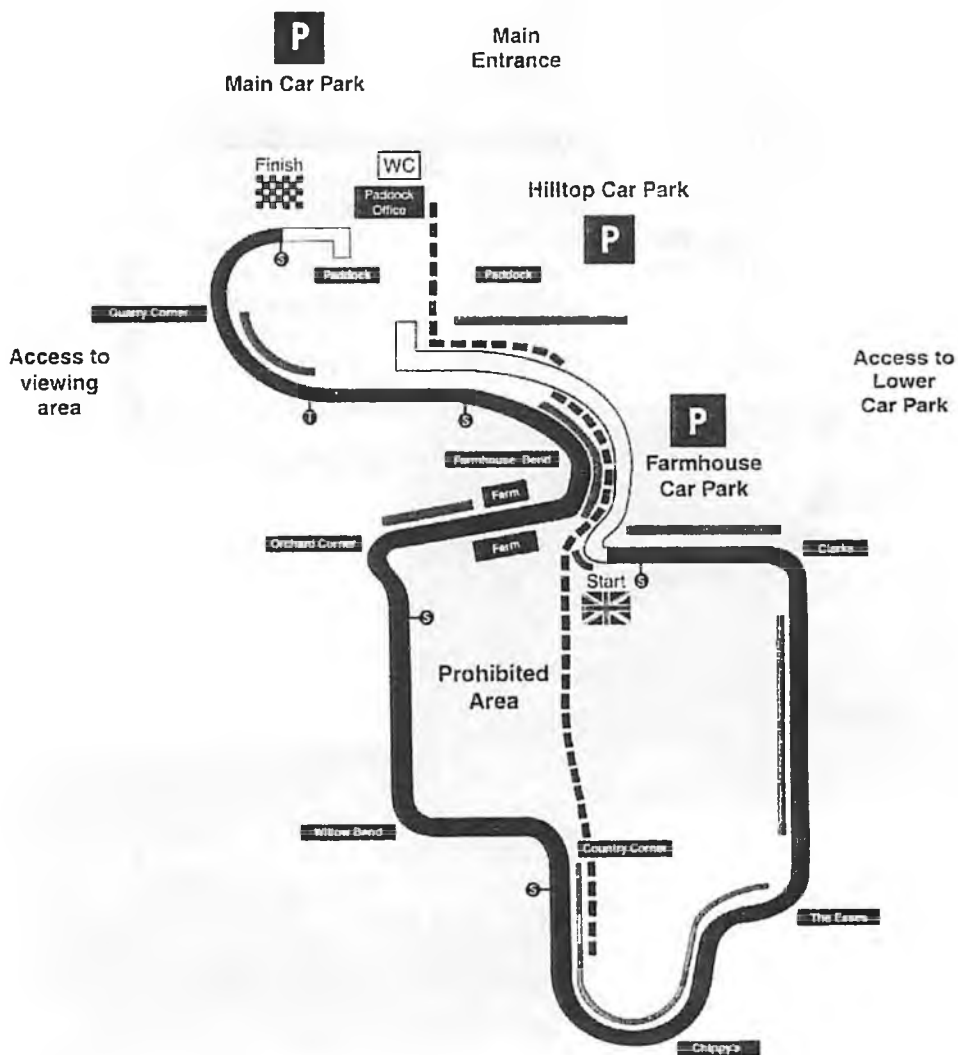
*Robert Bellerby
Photo by whatn*



*Andy Barton
Photo by whatnegative*

HAREWOOD SPEED HILLCLIMB COURSE

Map showing the position of the splits and speed traps



Run 1

No.	Driver	Car	64 ft	Split 1	Split 2	Split 3	Finish
14	Matthew Eady	Ginetta G15	2.72	36.10	51.98	69.79	82.51
15	Les Czakow	Ginetta G15	2.68	28.00	43.28	60.73	72.60
16	Duncan Campbell	Ginetta G4	2.84	27.25	42.18	58.68	70.07
17	Phil Chatterton	Ginetta G4	2.41	26.59	41.47	57.65	68.62
18	Martin Jones	Ginetta G17	2.30	25.61	39.71	55.63	66.49
19	Graham Beale	Ginetta G33	2.61	26.49	40.87	57.04	67.77
20	Michael Hullock	Ginetta G4	2.66	26.78	40.68	56.61	67.47
23	Peter Callaghan	Ginetta G12	2.38	24.92	38.76	54.12	64.56
26	Philip Methuen	MGB Roadster	3.08	31.93	49.65	68.69	81.99
28	Mark Pigott	MGB	3.11	30.44	47.26	65.82	79.05
29	William Sharp	MGC GT	3.15	30.56	46.84	66.07	78.66
30	Keith Williams	MGB GT	2.91	30.73	47.62	66.44	79.27
33	John Payne	A H Sprite	2.74	30.07	46.76	65.11	77.79
34	Richard Watkinson	MG Midget	2.61	28.57	44.26	61.93	75.71
35	Michael Stewart	MGB Roadster	2.64	27.86	43.26	60.89	72.81
36	Tony MacIntyre	MGB	2.63	28.49	44.16	61.56	73.61
37	Terry Pigott	MG Midget	2.70	27.36	42.79	59.71	71.67
38	Gary Waite	MG Midget	2.77	28.50	43.65	60.01	71.11
39	Gerald Revell	MG Midget	2.90	32.00	49.35	68.35	81.79
40	David Croot	MG Midget	2.64	29.50	46.53	65.11	77.74
41	Jonathan Beresford	MGB GT	2.76	28.68	44.25	61.84	73.79
42	John Wilman	MG Midget	2.76	28.31	43.60	61.06	73.15
43	Paul Drake	MGB GT	2.66	27.71	42.92	59.65	71.35
44	David Coulthard	MG ZR160	2.73	27.64	42.63	59.97	71.60
46	Keith Beningfield	MG XPAG	2.65	29.98	46.36	64.25	76.83
47	Steve Moore	MG Maestro	2.57	28.63	44.56	62.36	74.38
48	Brodie Branch	Caterham	2.09	22.70	34.74	48.21	57.13
49	Jeremy Clarke	Caterham	2.06	23.56	36.14	50.28	59.44
50	Dave McFarlane	Caterham 7	2.40	25.11	38.79	54.31	64.48
51	Simon Rogers	Caterham 7	2.29	23.98	36.96	50.81	64.57
52	Gary Nunn	Caterham 7	2.41	27.21	41.79	58.18	69.15
54	Simon Young	Caterham 7	2.77	27.36	42.25	58.94	70.07
55	Simon Harland	Caterham 7	2.09	25.81	39.30	54.05	64.31
56	Tony Robinson	Caterham 7	2.40	26.25	40.95	57.16	67.79
57	Mike Sankey	Caterham 7	2.54	26.54	40.73	56.79	67.48
58	Adrian Williams	Caterham 7	2.31	24.88	38.77	54.85	65.91
59	Jeff Smith	Caterham 7	2.61	26.43	41.22	57.20	67.98
61	Chris Moore	Caterham 7	2.49	27.23	42.52	58.54	69.59
62	Roger Cumming	Caterham 7	2.46	27.49	42.64	59.00	69.94
63	Richard Price	Caterham 7	2.37	25.45	39.27	55.81	DNF
65	Andrew Griffiths	Caterham 7	2.31	24.85	38.21	52.99	62.69
66	John Powell	Caterham 7	2.32	24.76	38.41	53.49	63.57
67	Paul Collins	Caterham 7	2.64	27.36	42.55	59.58	70.56
68	Mark Durrant	Caterham 7	2.48	26.51	40.73	56.33	66.59
69	Robert Margel	Caterham 7	2.32	25.70	40.37	55.81	66.49
70	Charles Fitzhugh	Caterham 7	2.61	26.80	41.70	58.05	69.32
71	David Nelson	Caterham 7	2.30	24.77	38.26	53.54	63.98

No.	Driver	Car	64 ft	Split 1	Split 2	Split 3	Finish
72	Malcolm McGovern	Caterham 7	2.29	24.76	38.16	52.90	63.18
73	Paul Dickens	Caterham 7	2.23	24.44	37.65	52.44	62.55
74	Ken Evans	Caterham 7	2.25	25.13	38.97	54.38	64.67
76	Sophie Ward	Peugeot 205	3.06	31.89	50.45	70.31	84.03
77	David Taylor	Morris Cooper 'S	2.96	29.27	44.81	62.07	73.76
78	Paul Warnes	Austin Mini	2.88	29.19	45.71	63.79	76.28
79	Martin Rowe	Citroen AX GT	2.67	27.12	41.85	58.05	69.37
80	Steve Foster	Peugeot 205	2.68	26.81	41.28	57.47	68.52
81	Clare Sullivan	Austin Mini	2.83	27.57	42.42	59.31	70.57
84	Steve Mitchell	Citroen Saxo	2.98	35.22	55.72	76.95	92.48
85	John Moxham	Peugeot 205 GTi	2.82	28.49	43.43	60.67	72.38
86	Jamie Warren	Peugeot 205 GTi	2.88	27.61	42.55	60.02	71.43
87	Andrew Barton	Peugeot 205 GTi	2.65	26.93	41.37	57.50	68.60
88	James Kerr	Peugeot 205 GTi	2.69	26.82	41.43	57.76	68.97
90	Andy Geen	Peugeot 205	2.66	26.63	41.18	57.67	68.62
91	David Sykes	Peugeot 205 GTi	2.62	26.73	41.12	57.06	67.93
95	John Slater	Jaguar XJ56	2.99	29.70	46.22	64.04	76.38
96	Mike Baxter	Renault 21	2.74	28.28	43.81	60.96	72.83
97	Christopher Price	Sierra XR4i	3.02	28.26	43.52	60.37	71.76
98	Carl Hughes	Mitsubishi Evo7	2.17	25.92	40.15	56.03	66.79
99	Chris Brown	Mitsubishi Evo8	2.22	26.60	40.86	56.95	67.96
100	Jonathan Mounsey	Mitsubishi Evo	2.21	24.82	38.56	53.91	63.91
105	Richard Vaughan	Locost 7	2.70	28.74	44.79	62.31	74.54
106	Michael Bellerby	Sylva Leader	2.60	28.15	43.62	61.09	72.61
107	Geoffrey Barker	Westfield SE	2.63	28.15	43.55	60.68	72.69
108	George Hardman	Westfield SEiW	2.55	26.58	40.89	56.50	67.24
109	Henry Moorhouse	Sylva Stryker	2.50	35.63	50.20	66.13	76.61
110	Robert Warwick	Westfield SEiW	2.59	26.56	40.71	56.93	67.63
111	Brad Gould	Westfield 7	2.59	25.55	39.30	55.11	65.55
112	Mike Smith	Sylva Striker	2.73	26.13	40.17	56.17	66.49
113	Robert Bellerby	Sylva Striker	2.52	25.63	39.10	54.61	64.66
114	Rob Sinclair	Westfield SE	2.43	26.33	40.55	56.09	66.62
115	Mark Anderson	MK Indy	2.63	26.92	41.46	57.95	68.71
116	Simon Green	Westfield	2.41	25.55	39.65	55.17	65.30
117	Tony Hildreth	Caterham 7	2.64	29.84	46.30	64.40	77.51
119	John Middleton-Walker	Westfield SEiW	2.57	38.60	57.35	74.70	86.91
120	Mike Tate	Westfield	2.38	25.77	39.80	55.83	66.54
121	Jonathan Medley	Caterham R400	2.36	24.92	38.39	53.62	63.92
122	John Hoyle	Westfield SEiW	2.30	24.31	37.83	52.93	62.96
125	Geoff Worsley	Mini	2.92	33.18	52.23	72.82	86.66
126	Phil Worsley	Austin Mini	2.80	28.24	43.44	60.07	71.40
127	Anthony Patrick	Austin Mini	2.85	27.37	43.84	61.63	73.28
128	Mark Tabor	MG Metro	2.66	27.36	42.82	59.79	71.86
129	Mike Geen	Peugeot 205	2.47	25.92	40.15	55.67	66.74
131	Bobby Fryers	Lotus Elise	2.65	27.08	41.47	57.62	68.29
134	Haydn Spedding	Jaguar E Type	2.26	24.87	38.29	53.32	63.36
138	Frazer Graham	Van Diemen	2.30	24.64	37.88	52.70	63.06
139	Kevin McGrath	Ray FF	2.84	26.62	41.26	57.95	69.07

No.	Driver	Car	64 ft	Split 1	Split 2	Split 3	Finish
140	Michael Underwood	Van Diemen	2.65	25.66	39.47	55.65	66.71
141	Peter Whittle	Van Diemen	2.35	24.75	38.15	52.95	63.45
142	Dean Henson	Van Diemen	24.89		38.63	53.78	64.36
143	Ian Thomas	Swift SC93F	2.40	24.72	38.02	53.22	63.97
144	Neville Alderson	Van Diemen	2.29	24.70	38.00	53.16	63.60
145	Mark Moran	Van Diemen	2.39	24.51	37.32	51.90	61.78
148	Nick Cook	Sylva Striker	2.77	26.51	40.71	56.07	66.50
151	Kevin Tate	Locost	2.32	26.25	39.89	55.12	65.60
152	Stewart Lobley	TVR Vixen S4	2.66	28.17	43.46	60.50	83.71
153	Tony Abrams	TVR 3000M	2.54	26.71	41.22	57.45	68.25
154	John Simpson	TVR	2.54	26.47	40.87	56.68	67.21
155	Stewart Whitmore	Porsche 911RS	2.32	26.13	40.25	56.28	67.42
158	Matthew Sutcliffe	Matador Special	2.45	23.83	36.47	50.60	60.36
159	Len Amy	Mallock Mk18B	2.01	22.39	34.76	48.97	58.18
160	Graham Smith	Radical SR3	2.10	22.64	35.18	49.06	58.42
161	Les Procter	OMS SC3	2.18	22.77	35.14	48.83	58.14
164	Graham Midgley	OMS SC1B	2.34	23.32	36.16	50.47	60.14
170	Allan Staniforth	Megapin HC04	2.53	26.77	40.86	57.18	67.96
171	Dave Banner	OMS 2000M	2.09	21.55	33.35	46.37	55.05
174	Bronwen Waggitt	Brabham BT30	2.14	24.80	38.22	54.60	65.06
175	Graeme Holley	Force	2.09	23.77	36.69	51.27	61.54
177	Mick Lancashire	N-D Suzuki	2.25	22.90	35.71	49.60	58.66
178	Andy Ball	OMS 2000M	2.26	22.15	34.04	47.29	56.31
181	Jonathan Rhodes	Delta T832	2.44	23.66	36.62	51.27	61.11
183	George Bleasdale	Pilbeam MP88	2.40	23.45	35.37	48.98	58.13
184	Andrew Allenet	Malan F3	1.99	24.09	37.37	51.93	61.87
186	Andrew Henson	Pilbeam MP62	2.35	22.31	33.97	47.17	56.07
190	John Green	JPR Chevrolet	2.32	24.05	37.57	52.41	61.72
191	Robert Romeril	Pilbeam MP58	2.27	23.85	36.87	51.66	61.14
192	Bill Hutchins	Pilbeam MP58H	2.16	22.33	34.06	47.15	55.66
193	John Forsyth	Pilbeam MP50	2.07	23.05	35.27	49.05	57.81
719	Robert Pallett	Ginetta G33	2.47	25.86	39.90	55.64	66.36
735	John Stewart	MGB Roadster	2.85	29.54	45.69	63.86	76.20
736	David Morrison	MGB	2.73	28.10	43.50	60.86	73.09
739	Edward Revell	MG Midget	3.00	29.74	45.95	64.84	77.52
740	Adrian Croot	MG Midget	2.62	31.20	48.48	67.23	80.21
742	John Hartley	MG Midget	2.50	28.46	43.93	61.41	73.70
744	Helen Waddington	MG ZR160	2.82	29.44	45.34	63.17	75.19
747	Steve Johnson	MG Maestro	2.84	30.57	47.09	65.35	77.43
909	Robert Moorhouse	Sylva Stryker	2.51	25.96	39.97	55.71	66.58
914	Nik Aveyard	Westfield SE	2.50	26.06	40.32	56.33	66.98
921	Simon Medley	Caterham R400	2.48	24.99	38.36	53.52	63.55
941	David Lanfranchi	Van Diemen	2.30	24.78	38.33	53.62	64.14
974	Jon Waggitt	Brabham BT30	1.96	22.40	34.72	48.53	57.91
975	Christina Holley	Force	2.12	22.07	34.19	47.56	56.68
992	Tony Luxton	Pilbeam MP58H	2.08	22.65	34.75	47.95	56.70

Run 2

14	Matthew Eady	Ginetta G15	2.57	27.96	43.16	60.24	72.01
----	--------------	-------------	------	-------	-------	-------	-------

No.	Driver	Car	64 ft	Split 1	Split 2	Split 3	Finish
15	Les Czakow	Ginetta G15	2.62	27.86	43.11	60.23	72.02
16	Duncan Campbell	Ginetta G4	2.87	27.33	42.12	58.87	70.35
17	Phil Chatterton	Ginetta G4	2.54	26.52	40.89	56.73	67.60
18	Martin Jones	Ginetta G17	2.28	25.67	39.41	54.74	65.15
19	Graham Beale	Ginetta G33	2.55	26.32	39.97	82.67	93.78
20	Michael Hullock	Ginetta G4	2.58	26.30	40.45	56.43	67.33
23	Peter Callaghan	Ginetta G12	2.43	24.92	38.44	53.71	64.32
26	Philip Methuen	MGB Roadster	2.87	31.26	48.22	67.11	80.41
28	Mark Pigott	MGB	3.01	29.83	46.30	64.57	77.68
29	William Sharp	MGC GT	3.09	30.93	47.53	65.71	78.31
30	Keith Williams	MGB GT	3.00	30.74	47.66	66.75	79.95
33	John Payne	A H Sprite	2.77	29.79	46.62	64.80	77.51
34	Richard Watkinson	MG Midget	2.53	28.31	43.75	61.32	73.28
35	Michael Stewart	MGB Roadster	2.63	27.58	43.20	60.67	72.44
36	Tony MacIntyre	MGB	2.72	28.69	44.21	61.52	74.05
37	Tery Pigott	MG Midget	2.69	27.40	42.60	60.14	71.89
38	Gary Waite	MG Midget	2.68	28.23	43.04	59.57	70.79
39	Gerald Revell	MG Midget	3.02	30.98	47.80	66.73	79.87
40	David Croot	MG Midget	2.70	29.24	45.85	64.31	76.74
41	Jonathan Beresford	MGB GT	2.77	28.94	44.48	62.13	74.33
42	John Wilman	MG Midget	2.71	28.00	43.26	60.55	72.67
43	Paul Drake	MGB GT	3.00	28.14	42.95	59.58	71.15
44	David Coulthard	MG ZR160	2.76	27.63	42.48	59.59	71.23
46	Keith Beningfield	MG XPAG	2.64	29.76	46.06	63.75	76.37
47	Steve Moore	MG Maestro	2.75	28.51	44.44	61.85	74.02
48	Brodie Branch	Caterham 7	2.12	22.91	35.05	48.66	57.67
49	Jeremy Clarke	Caterham 7	2.09	23.59	36.22	50.23	59.21
50	Dave McFarlane	Caterham 7	2.37	30.29	44.31	59.84	70.17
51	Simon Rogers	Caterham 7	2.35	24.21	37.30	51.84	77.31
52	Gary Nunn	Caterham 7	2.48	26.84	41.14	57.20	67.83
54	Simon Young	Caterham 7	2.59	26.42	46.50	63.20	74.46
55	Simon Harland	Caterham 7	2.14	24.81	40.49	55.23	65.59
56	Tony Robinson	Caterham 7	25.22	26.20	40.96	57.35	68.27
57	Mike Sankey	Caterham 7	26.65		40.87	56.84	67.40
58	Adrian Williams	Caterham 7	2.30	24.74	38.35	53.49	63.63
59	Jeff Smith	Caterham 7	2.64	26.30	40.74	56.69	67.55
61	Chris Moore	Caterham 7	2.46	26.43	41.18	57.14	68.69
62	Roger Cumming	Caterham 7	2.72	27.46	42.13	58.21	68.92
63	Richard Price	Caterham 7	2.38	25.38	39.41	55.68	66.39
65	Andrew Griffiths	Caterham 7	2.28	24.17	37.44	52.03	61.67
66	John Powell	Caterham 7	2.33	24.54	38.03	53.05	63.10
67	Paul Collins	Caterham 7	2.58	26.53	41.27	57.48	68.17
68	Mark Durrant	Caterham 7	2.70	26.35	40.29	55.78	66.17
69	Robert Margel	Caterham 7	2.34	25.13	38.86	54.22	64.83
70	Charles Fitzhugh	Caterham 7	2.56	26.78	41.47	57.70	68.73
71	David Nelson	Caterham 7	2.25	24.54	38.24	53.24	63.37
72	Malcolm McGovern	Caterham 7	2.35	24.81	37.90	52.45	62.35
73	Paul Dickens	Caterham 7	2.26	24.40	37.40	52.10	62.11

No.	Driver	Car	64 ft	Split 1	Split 2	Split 3	Finish
74	Ken Evans	Caterham 7	2.26	25.10	38.65	54.01	64.05
76	Sophie Ward	Peugeot 205	2.93	31.36	49.24	68.81	82.72
77	David Taylor	Morris Cooper	2.88	29.11	44.78	62.07	73.77
78	Paul Wames	Austin Mini	3.10	29.74	46.25	64.30	76.78
79	Martin Rowe	Citroen AX GT	2.65	27.09	41.83	58.10	69.41
80	Steve Foster	Peugeot 205	2.79	26.95	41.55	57.71	68.59
81	Clare Sullivan	Austin Mini	2.85	27.64	42.47	58.94	70.21
84	Steve Mitchell	Citroen Saxo	2.91	28.90	44.38	61.97	73.82
85	John Moxham	Peugeot 205 GTi2.72	2.89	28.09	43.36	60.23	71.95
86	Jamie Warren	Peugeot 205 GTi2.96	2.89	28.09	43.06	59.71	71.11
87	Andrew Barton	Peugeot 205 GTi2.76	2.63	26.93	41.46	57.94	69.12
88	James Kerr	Peugeot 205 GTi2.68	2.65	26.50	41.03	57.31	68.33
90	Andy Geen	Peugeot 205	2.64	26.41	40.70	56.78	67.80
91	David Sykes	Peugeot 205 GTi2.58	2.62	26.32	40.94	56.99	67.85
95	John Slater	Jaguar XJ56	2.98	29.10	45.28	62.76	74.91
96	Mike Baxter	Renault 21	2.86	29.22	45.11	62.61	74.44
97	Christopher Price	Sierra XR4i	3.04	28.23	43.48	60.30	71.62
98	Carl Hughes	Mitsubishi Evo7	2.29	25.84	40.17	56.34	66.95
99	Chris Brown	Mitsubishi Evo8	2.16	26.06	40.69	56.47	67.17
100	Jonathan Mounsey	Mitsubishi Evo	2.26	24.58	38.09	53.60	63.69
105	Richard Vaughan	Locost 7	3.41	29.31	44.98	62.32	74.55
106	Michael Bellerby	Sylva Leader	2.73	28.23	43.47	60.88	72.41
107	Geoffrey Barker	Westfield SE	2.70	28.71	44.11	61.50	73.13
108	George Hardman	Westfield SEiW	2.74	26.60	41.13	57.27	68.43
109	Henry Moorhouse	Sylva Stryker	2.49	26.19	40.24	56.37	66.94
110	Robert Warwick	Westfield SEiW	2.62	26.57	40.60	56.66	67.60
111	Brad Gould	Westfield 7	2.63	25.79	39.79	55.58	66.20
112	Mike Smith	Sylva Striker	2.72	26.12	40.32	56.27	66.44
113	Robert Bellerby	Sylva Striker	2.54	25.18	38.66	54.00	64.10
114	Rob Sinclair	Westfield SE	2.44	25.73	39.83	55.38	66.59
115	Mark Anderson	MK Indy	2.66	26.89	41.64	58.09	69.13
116	Simon Green	Westfield	2.38	24.99	38.72	54.46	64.66
117	Tony Hildreth	Caterham 7	2.73	29.42	45.90	63.92	76.45
119	John Middleton-Walker	Westfield SEiW	2.58	28.11	43.21	59.88	71.14
120	Mike Tate	Westfield	2.42	25.88	40.22	56.13	66.71
121	Jonathan Medley	Caterham R400	2.45	25.11	38.59	53.79	63.93
122	John Hoyle	Westfield SEiW	2.44	24.74	38.21	53.16	63.21
125	Geoff Worsley	Mini	2.96	33.05	52.23	73.03	87.26
126	Phil Worsley	Austin Mini	2.85	27.83	42.91	59.74	71.20
127	Anthony Patrick	Austin Mini	2.87	27.53	42.59	60.52	DNF
128	Mark Tabor	MG Metro	2.77	27.91	43.24	60.22	72.31
129	Mike Geen	Peugeot 205	2.48	25.78	39.63	55.12	65.90
131	Bobby Fryers	Lotus Elise	2.78	27.57	41.92	58.30	69.15
134	Haydn Spedding	Jaguar E Type	2.33	24.48	37.69	52.86	62.92
138	Frazer Graham	Van Diemen	2.28	24.42	37.72	52.83	63.05
139	Kevin McGrath	Ray FF	2.65	26.61	40.94	57.42	68.70
140	Michael Underwood	Van Diemen	2.52	26.08	40.42	56.95	67.82
141	Peter Whittle	Van Diemen	2.34	24.74	38.13	53.31	63.63

No.	Driver	Car	64 ft	Split 1	Split 2	Split 3	Finish
142	Dean Henson	Van Diemen	2.59	24.94	38.58	53.83	64.44
143	Ian Thomas	Swift SC93F	2.55	25.13	38.48	53.61	64.14
144	Neville Alderson	Van Diemen	2.32	24.78	38.11	53.50	63.81
145	Mark Moran	Van Diemen	2.47	24.28	37.20	52.48	64.60
148	Nick Cook	Sylva Striker	2.56	27.04	41.17	57.01	67.77
151	Kevin Tate	Locost	2.36	25.48	39.12	54.77	64.97
152	Stewart Lobley	TVR Vixen S4	2.67	28.96	44.52	61.67	73.04
153	Tony Abrams	TVR 3000M	2.86	27.37	42.06	58.41	69.70
154	John Simpson	TVR	2.73	26.66	41.03	57.24	68.04
155	Stewart Whitmore	Porsche 911RS	2.35	26.41	40.67	56.47	67.63
158	Matthew Sutcliffe	Matador Special	2.48	23.79	36.36	50.35	59.87
159	Len Amy	Mallock Mk18B	2.09	22.23	34.54	48.41	57.48
160	Graham Smith	Radical SR3	2.11	22.82	35.09	49.02	58.33
161	Les Procter	OMS SC3	2.13	22.67	34.80	48.74	58.19
164	Graham Midgley	OMS SC1B	2.24	23.00	36.07	50.36	59.94
170	Allan Staniforth	Megapin HC04	2.51	26.41	41.21	58.28	69.08
171	Dave Banner	OMS 2000M	2.16	21.56	33.16	46.15	55.01
175	Graeme Holley	Force	2.14	23.67	36.46	52.79	68.02
177	Mick Lancashire	N-D Suzuki	2.25	22.90	35.27	49.24	58.68
178	Andy Ball	OMS 2000M	2.34	22.16	33.76	47.22	56.09
181	Jonathan Rhodes	Delta T832	2.52	24.56	37.75	52.66	62.59
183	George Bleasdale	Pilbeam MP88	2.37	23.13	34.95	48.47	57.27
184	Andrew Allenet	Malan F3	2.02	23.72	37.55	52.30	62.41
186	Andrew Henson	Pilbeam MP62	2.36	22.31	33.86	46.85	55.74
190	John Green	JPR Chevrolet	2.29	24.47	37.51	51.84	61.19
191	Robert Romeril	Pilbeam MP58	2.27	23.54	36.34	51.18	60.88
192	Bill Hutchins	Pilbeam MP58H	2.13	22.40	34.12	47.18	55.63
193	John Forsyth	Pilbeam MP50	2.11	22.82	35.08	48.83	57.75
719	Robert Pallett	Ginetta G33	2.69	26.25	39.89	55.45	65.91
735	John Stewart	MGB Roadster	2.98	29.59	45.79	63.49	76.02
736	David Morrison	MGB	2.72	28.17	43.73	61.16	73.30
739	Edward Revell	MG Midget	2.97	29.52	45.43	63.51	76.08
740	Adrian Croot	MG Midget	2.76	31.04	48.38	66.85	79.60
742	John Hartley	MG Midget	2.54	28.77	44.07	61.36	73.41
744	Helen Waddington	MG ZR160	2.87	29.26	45.02	62.68	74.85
747	Steve Johnson	MG Maestro	2.77	30.19	46.60	64.72	76.75
909	Robert Moorhouse	Sylva Stryker	2.58	26.00	40.24	56.15	66.89
914	Nik Aveyard	Westfield SE	2.46	29.05	43.28	58.99	69.73
921	Simon Medley	Caterham R400	2.44	24.87	38.21	53.33	63.27
941	David Lanfranchi	Van Diemen	2.42	24.92	38.52	53.51	63.77
974	Jon Waggitt	Brabham BT30	2.00				DNF
975	Christina Holley	Force	2.31	22.67	34.74	48.32	57.66
992	Tony Luxton	Pilbeam MP58H	2.16	22.48	34.38	47.76	56.53

Run 3

14	Matthew Eady	Ginetta G15	2.74	31.54	47.53	65.34	77.74
15	Les Czakow	Ginetta G15	2.95	28.22	43.66	60.52	72.38
16	Duncan Campbell	Ginetta G4	2.96	26.63	40.94	56.71	67.74
17	Phil Chatterton	Ginetta G4	2.36	26.21	40.89	57.29	68.47
18	Martin Jones	Ginetta G17	2.30	25.56	39.64	54.91	65.27
19	Graham Beale	Ginetta G33	2.62	27.16	41.18	57.13	67.85

No.	Driver	Car	64 ft	Split 1	Split 2	Split 3	Finish
20	Michael Hullock	Ginetta G4	2.58	26.54	40.89	56.72	67.40
23	Peter Callaghan	Ginetta G12	2.43	24.69	38.34	53.85	64.48
26	Philip Methuen	MGB Roadster	3.07	31.50	48.47	67.83	81.30
28	Mark Pigott	MGB	3.00	32.50	50.65	69.71	83.35
29	William Sharp	MGC GT	3.19	31.05	47.47	66.13	78.86
30	Keith Williams	MGB GT	2.89	30.99	47.93	67.22	80.55
33	John Payne	A H Sprite	2.75	30.00	46.34	64.78	77.59
34	Richard Watkinson	MG Midget	2.51	28.24	43.59	61.06	73.18
35	Michael Stewart	MGB Roadster	2.63	27.43	42.78	60.25	72.09
36	Tony MacIntyre	MGB	2.66	28.78	44.42	61.70	73.87
37	Terry Pigott	MG Midget	2.74	27.89	42.80	60.07	71.70
38	Gary Waite	MG Midget	2.54	27.85	42.63	59.33	70.56
39	Gerald Reveil	MG Midget	2.95	31.88	49.14	68.42	81.68
40	David Croot	MG Midget	2.77	28.91	45.11	63.38	75.92
41	Jonathan Beresford	MGB GT	2.92	29.24	44.80	62.92	75.09
42	John Wilman	MG Midget	2.70	28.28	43.57	60.94	73.00
43	Paul Drake	MGB GT	2.63	27.49	42.28	58.87	70.67
44	David Coulthard	MG ZR160	2.84	27.90	42.92	60.08	72.11
46	Keith Beningfield	MG XPAG	2.63	29.13	44.89	62.37	74.49
47	Steve Moore	MG Maestro	3.09	28.87	44.54	61.84	73.52
48	Brodie Branch	Caterham 7	2.11	22.32	34.47	47.74	56.88
49	Jeremy Clarke	Caterham 7	2.01	22.73	35.10	49.08	58.19
50	Dave McFarlane	Caterham 7	2.29	24.99	38.82	54.00	64.35
51	Simon Rogers	Caterham 7	2.44	24.45	38.04	52.84	62.79
52	Gary Nunn	Caterham 7	2.48	26.91	41.22	62.49	73.90
54	Simon Young	Caterham 7	2.58	27.38	43.14	59.88	71.66
55	Simon Harland	Caterham 7	2.15	25.16	39.26	54.27	64.32
56	Tony Robinson	Caterham 7	2.35	26.55	41.24	57.48	68.30
57	Mike Sankey	Caterham 7	2.54	26.29	40.86	56.72	67.27
58	Adrian Williams	Caterham 7	2.27	24.72	37.97	52.83	63.20
59	Jeff Smith	Caterham 7	2.64	26.32	40.77	56.57	67.11
61	Chris Moore	Caterham 7	2.40	26.60	41.13	57.35	68.13
62	Roger Cumming	Caterham 7	2.40	26.94	41.64	57.55	68.15
63	Richard Price	Caterham 7	2.37	25.83	40.00	56.14	66.87
65	Andrew Griffiths	Caterham 7	2.27	24.07	37.08	51.73	61.41
66	John Powell	Caterham 7	2.29	24.56	38.12	53.13	63.29
67	Paul Collins	Caterham 7	2.58	26.80	41.76	57.91	68.74
68	Mark Durrant	Caterham 7	2.53	25.69	39.81	55.36	65.66
69	Robert Margel	Caterham 7	2.31	24.82	38.57	53.89	64.34
70	Charles Fitzhugh	Caterham 7	2.56	27.04	41.70	57.78	68.92
71	David Nelson	Caterham 7	2.18	24.14	37.78	52.60	62.88
72	Malcolm McGovern	Caterham 7	2.34	25.36	38.69	53.46	63.75
73	Paul Dickens	Caterham 7	2.19	24.40	37.64	52.10	61.85
74	Ken Evans	Caterham 7	2.27	36.04	52.07	68.91	79.85
76	Sophie Ward	Peugeot 205	2.90	31.24	48.84	68.01	81.77
77	David Taylor	Morris Cooper	2.90	28.73	44.23	61.37	73.07
78	Paul Wames	Austin Mini	2.88	29.35	45.95	63.95	76.51
79	Martin Rowe	Citroen AX GT	2.74	27.24	42.04	58.58	70.01
80	Steve Foster	Peugeot 205	2.63	26.78	42.00	58.32	69.32
81	Clare Sullivan	Austin Mini	2.77	27.39	42.17	58.84	70.09

No.	Driver	Car	64 ft	Split 1	Split 2	Split 3	Finish
84	Steve Mitchell	Citroen Saxo	2.86	28.60	44.32	61.92	73.65
85	John Moxham	Peugeot 205 GTi	2.78	28.09	43.23	59.83	71.61
86	Jamie Warren	Peugeot 205 GTi	2.84	29.48	44.93	62.18	73.81
87	Andrew Barton	Peugeot 205 GTi	2.57	26.32	40.74	57.05	68.12
88	James Kerr	Peugeot 205 GTi	2.68	26.58	41.15	57.36	68.46
90	Andy Geen	Peugeot 205	2.69	26.45	40.86	57.05	67.97
91	David Sykes	Peugeot 205 GTi	2.62	26.49	40.88	56.83	67.48
95	John Slater	Jaguar XJ56	2.99	29.03	45.07	64.04	77.20
96	Mike Baxter	Renault 21	2.73	28.85	44.51	61.43	73.16
97	Christopher Price	Sierra XR4i	3.02	28.17	43.39	60.39	71.86
98	Carl Hughes	Mitsubishi Evo7	2.04	25.91	40.26	56.18	66.98
99	Chris Brown	Mitsubishi Evo8	2.22	25.80	39.89	55.81	66.86
100	Jonathan Mounsey	Mitsubishi Evo	2.28	24.67	38.45	53.62	63.86
105	Richard Vaughan	Locost 7	2.55	28.85	44.99	62.90	75.02
106	Michael Bellerby	Sylva Leader	2.59		43.28	60.88	72.56
107	Geoffrey Barker	Westfield SE	2.48	28.38	43.51	60.30	72.09
108	George Hardman	Westfield SEiW	2.44	26.39	40.85	57.15	68.07
109	Henry Moorhouse	Sylva Stryker	2.53	26.02	39.95	55.63	66.47
110	Robert Warwick	Westfield SEiW	2.58	26.76	41.03	56.99	67.64
111	Brad Gould	Westfield 7	2.60	25.53	39.44	55.08	65.56
112	Mike Smith	Sylva Striker	3.17	26.94	41.31	57.56	67.87
113	Robert Bellerby	Sylva Striker	2.48	25.70	39.09	54.22	64.15
114	Rob Sinclair	Westfield SE	2.42	25.66	39.78	55.67	66.40
115	Mark Anderson	MK Indy	2.65	26.86	41.92	58.41	69.44
116	Simon Green	Westfield	2.28	25.15	39.06	54.60	66.12
117	Tony Hildreth	Caterham 7	2.66	29.14	45.20	62.29	74.36
119	John Middleton-Walker	Westfield SEiW	2.83	27.76	42.49	59.04	70.23
120	Mike Tate	Westfield	2.35	25.83	40.12	55.87	66.45
121	Jonathan Medley	Caterham R400	2.26	24.90	38.34	53.50	63.58
122	John Hoyle	Westfield SEiW	2.39	24.61	38.04	52.99	62.93
125	Geoff Worsley	Mini	3.01	33.36	51.87	72.56	86.41
127	Anthony Patrick	Austin Mini	2.98	27.49	42.26	58.98	70.45
128	Mark Tabor	MG Metro	2.75	27.64	42.96	60.18	72.19
129	Mike Geen	Peugeot 205	2.44	25.80	39.73	55.13	66.33
131	Bobby Fryers	Lotus Elise	2.50	27.10	41.48	57.94	68.79
134	Haydn Spedding	Jaguar E Type	2.33	24.80	38.09	53.50	63.53
138	Frazer Graham	Van Diemen	2.29	24.41	37.49	52.31	62.65
139	Kevin McGrath	Ray FF	2.69	26.39	40.94	58.39	69.66
140	Michael Underwood	Van Diemen	2.64	26.12	40.14	56.58	67.42
141	Peter Whittle	Van Diemen	2.31	24.66	38.29	53.47	64.03
142	Dean Henson	Van Diemen	2.58	25.22	38.82	54.28	64.85
143	Ian Thomas	Swift SC93F	2.51	24.67	38.11	53.08	63.45
144	Neville Alderson	Van Diemen	2.31	24.74	37.97	53.44	63.85
145	Mark Moran	Van Diemen	2.40	24.24	37.13	51.76	61.62
148	Nick Cook	Sylva Striker	2.40	26.15	40.16	55.77	66.37
151	Kevin Tate	Locost	2.36	25.69	39.37	54.55	65.07
152	Stewart Lobley	TVR Vixen S4	2.70	28.40	43.63	60.83	72.22
154	John Simpson	TVR	2.73	26.76	41.26	57.59	68.46
155	Stewart Whitmore	Porsche 911RS	2.18	26.56	41.17	57.57	68.73

No.	Driver	Car	64 ft	Split 1	Split 2	Split 3	Finish
158	Matthew Sutcliffe	Matador Special	2.48	23.84	36.28	50.25	59.92
159	Len Army	Mallock Mk18B	2.10	22.13	34.53	48.23	57.52
160	Graham Smith	Radical SR3	2.09	22.57	34.97	48.85	58.29
161	Les Procter	OMS SC3	2.12	22.52	34.64	48.29	57.84
164	Graham Midgley	OMS SC1B	2.29	23.65	36.74	51.34	60.90
170	Allan Staniforth	Megapin HC04	2.92	26.35	40.47	56.46	67.58
171	Dave Banner	OMS 2000M	2.09	21.63	33.64	46.60	55.28
175	Graeme Holley	Force	2.13	24.81	37.95	52.63	62.59
178	Andy Ball	OMS 2000M	2.48	22.49	99.52		DNF
181	Jonathan Rhodes	Delta T832	2.52	25.22	38.32	53.25	63.22
183	George Bleasdale	Pilbeam MP88	2.18	22.59	34.52	48.12	57.41
184	Andrew Allenet	Malan F3	2.03	23.87	37.22	51.78	61.66
186	Andrew Henson	Pilbeam MP62	2.44	22.18	33.69	46.69	55.42
190	John Green	JPR Chevrolet	2.31	23.83	36.71	51.11	59.96
191	Robert Romeril	Pilbeam MP58	2.26	23.71	36.26	50.92	60.76
192	Bill Hutchins	Pilbeam MP58H	2.18	21.79	33.38	46.30	54.42
193	John Forsyth	Pilbeam MP50	2.18	22.76	34.89	48.70	57.62
719	Robert Pallett	Ginetta G33	2.49	26.31	40.18	55.69	66.17
735	John Stewart	MGB Roadster	2.93	28.61	45.62	63.40	75.66
736	David Morrison	MGB	2.78	28.22	43.47	60.68	72.68
739	Edward Revell	MG Midget	3.06	29.48	45.15	62.76	75.06
740	Adrian Croot	MG Midget	2.78	30.32	47.21	65.56	78.33
742	John Hartley	MG Midget	2.55	28.31	43.61	61.08	73.29
744	Helen Waddington	MG ZR160	2.93	29.70	45.64	63.25	75.38
747	Steve Johnson	MG Maestro	2.82	30.11	46.37	64.52	76.62
909	Robert Moorhouse	Sylva Stryker	2.60	26.45	40.60	56.44	67.27
914	Nik Aveyard	Westfield SE	2.45	25.68	39.82	55.47	66.14
921	Simon Medley	Caterham R400	2.38	24.81	38.40	53.56	63.71
941	David Lanfranchi	Van Diemen 7	2.39	24.61	38.04	53.19	63.48
975	Christina Holley	Force	2.25	22.17	34.27	47.67	56.79
992	Tony Luxton	Pilbeam MP58H	2.21	22.28	34.00	47.34	55.94



Andy Geen
Photo by whatnonegatives

**OMS RACING SPONSORED
HAREWOOD HILLCLIMB CHAMPIONSHIP
Final Results**

Pos	Name	March	May 14th	May 15th	June	July	Aug 7th	Aug 28th	Sept 17th	Sept 18th	Points Dropped	Total
1	Jonathan Mounsey	12.68	17.56	17.71	18.30	17.82	17.75	18.04	18.08	17.91	47.95	107.90
2	David Sykes	8.62	17.46	17.45	17.55	17.38	16.61	0.00	17.30	18.09	25.23	105.23
3	Andy Geen	11.69	0.00	17.50	16.78	17.15	17.39	17.15	17.74	17.77	28.47	104.70
4	Robert Bellerby	7.35	16.95	16.37	16.43	17.16	17.95	17.44	16.90	17.04	40.15	103.44
5	Andrew Barton	0.00	15.90	16.78	14.53	17.11	17.05	13.75	16.81	17.45	28.28	101.10
6	James Kerr	11.03	16.48	0.00	16.45	0.00	16.43	16.77	17.41	17.24	11.03	100.78
7	Andrew Henson	3.72	17.12	17.27	15.10	17.12	0.00	16.66	16.34	15.17	18.82	99.68
8	Steve Foster	9.60	16.02	0.00	16.33	16.31	0.00	16.37	17.14	17.32	9.60	99.49
9	Mark Moran	6.32	15.66	16.37	15.85	16.61	16.28	16.06	16.65	17.33	37.83	99.30
10	Jonathan Medley	0.00	16.54	16.84	16.09	15.70	15.93	16.29	16.80	16.70	31.63	99.26
11	Simon Medley	0.00	15.62	15.15	16.08	15.97	16.29	16.72	17.06	17.01	30.77	99.13
12	Jon Waggitt	0.00	0.00	17.31	15.80	17.51	16.15	16.09	15.79	14.06	14.06	98.65
13	Graham Smith	0.00	17.33	17.89	14.44	17.37	14.49	15.25	15.53	15.07	28.93	98.44
14	Martin Rowe	10.35	16.22	16.24	16.04	16.23	15.28	15.67	16.29	16.47	41.30	97.49
15	Dale Cordingley	3.68	16.67	15.51	15.28	16.91	16.87	0.00	15.77	0.00	3.68	97.01
16	Mike Smith	0.00	15.59	15.97	15.27	15.86	16.17	16.69	13.01	14.70	27.71	95.55
17	Les Procter	0.00	16.10	16.29	15.24	17.00	14.89	14.48	14.97	15.52	29.37	95.12
18	Clare Sullivan	9.03	16.15	15.55	0.00	16.49	15.74	15.30	14.97	15.75	24.00	94.98
19	Mike Geen	9.98	16.56	0.00	13.30	15.25	15.69	15.28	15.76	15.80	23.28	94.34
20	Ian Thomas	6.23	15.26	15.52	0.00	0.00	14.62	15.27	15.18	15.50	6.23	91.35
21	Peter Whittle	3.38	13.33	14.24	12.29	14.32	0.00	15.25	15.24	15.50	15.67	87.88
22	Sarah Cordingley	0.00	12.31	14.31	13.37	14.55	14.73	16.39	13.93	0.00	12.31	87.28
23	John Moxham	7.03	14.33	14.55	13.88	14.41	14.41	14.15	14.71	13.96	34.87	86.56
24	Simon Green	4.86	13.47	13.33	14.57	14.85	8.31	10.39	14.57	15.62	23.56	86.41
25	Mike Tate	3.90	13.19	14.13	12.50	0.00	15.30	14.95	14.92	13.83	16.40	86.32
26	Chris Brown	0.00	14.59	12.71	13.79	0.00	14.04	0.00	14.59	14.74	0.00	84.46
27	Matthew Sutcliffe	0.47	13.88	14.69	0.00	15.72	13.14	13.52	12.81	13.49	13.28	84.44
28	David Lanfranchi	0.00	11.18	13.27	11.70	14.16	0.00	14.38	15.38	15.47	11.18	84.36
29	Bob Moorhouse	4.91	13.90	0.00	14.18	12.88	13.90	14.65	0.00	14.56	4.91	84.07
30	Andy Ball	0.00	16.32	15.44	15.48	0.00	0.00	0.00	16.32	15.88	0.00	79.44
31	Peter Rhodes	0.00	12.35	11.95	13.13	12.97	13.75	13.70	0.00	0.00	0.00	77.85
32	David Grey	0.00	12.68	13.66	14.57	0.00	13.82	13.78	0.00	0.00	0.00	68.51
33	Michael Underwood	0.19	10.35	0.00	9.38	11.27	0.00	10.57	11.86	12.24	0.19	65.67
34	Henry Moorhouse	6.63	14.22	0.00	14.84	14.75	0.00	0.00	0.00	14.67	0.00	65.11
35	Matthew Grey	0.00	10.23	13.71	11.30	0.00	13.77	13.06	0.00	0.00	0.00	62.07
36	Christopher Price	2.80	10.08	10.27	9.80	10.35	9.36	9.47	9.89	9.98	21.63	60.37
37	Carl Hughes	0.00	14.10	0.00	13.92	0.00	13.68	0.00	0.00	14.81	0.00	56.51
38	Steve Owen	6.34	0.00	17.26	0.00	16.40	16.08	0.00	0.00	0.00	0.00	56.08
39	George Hardman	0.00	13.27	0.00	0.00	0.00	13.58	0.00	13.43	13.90	0.00	54.18
40	James Blackmore	3.68	0.00	17.16	0.00	16.02	16.22	0.00	0.00	0.00	0.00	53.08
41	Chris Wise	4.21	0.00	0.00	14.05	12.64	13.14	8.70	0.00	0.00	0.00	52.74
42	Tim Wilson	4.19	15.83	15.80	0.00	16.82	0.00	0.00	0.00	0.00	0.00	52.64
43	Mike Baxter	3.45	0.00	8.65	8.86	8.73	0.00	8.49	9.12	8.77	3.45	52.62
44	Geoffrey Barker	0.18	6.87	6.31	6.48	9.05	8.08	8.85	8.32	9.05	12.97	50.22
45	Mark Anderson	0.00	9.17	0.00	9.47	0.00	9.50	10.46	0.00	11.57	0.00	50.17
46	Anthony Patrick	0.00	7.97	0.00	8.23	0.00	7.96	0.00	10.28	11.25	0.00	45.69
47	Philip Sturdy	11.06	16.79	0.00	16.75	0.00	0.00	0.00	0.00	0.00	0.00	44.60
48	Richard Pope	2.65	7.75	8.41	0.00	0.00	7.89	9.12	8.73	0.00	0.00	44.55
49	Bronwen Waggitt	0.00	0.00	4.16	6.04	8.16	7.76	7.92	7.40	6.91	4.16	44.19
50	Matthew Taylor	0.00	12.90	14.84	0.00	0.00	0.00	15.28	0.00	0.00	0.00	42.82
51	Adrian Martin	2.16	10.63	10.13	0.00	9.87	0.00	9.98	0.00	0.00	0.00	42.77
52	Lynn Owen	0.00	0.00	13.68	0.00	14.38	13.35	0.00	0.00	0.00	0.00	41.41

Pos	Name	March	May 14th	May 15th	June	July	Aug 7th	Aug 28th	Sept 17th	Sept 18th	Points Dropped	Total
53	Nitish Singh	3.86	11.22	0.00	10.95	0.00	0.00	11.51	0.00	0.00	0.00	37.54
54	Oliver Heselton	3.73	12.41	0.00	10.32	0.00	10.43	0.00	0.00	0.00	0.00	36.89
55	Tracey Taylor-West	1.45	0.00	0.00	5.41	7.90	8.76	8.93	0.00	0.00	0.00	32.45
56	Glyn Sketchley	0.00	0.00	13.02	0.00	0.00	0.00	17.48	0.00	0.00	0.00	30.50
57	Richard Paterson	0.00	10.17	0.00	0.00	10.95	0.00	8.65	0.00	0.00	0.00	29.77
58	Nick Cook	0.00	0.00	0.00	0.00	0.00	0.00	9.87	8.51	8.96	0.00	27.34
59	Joe Harriman	0.00	0.00	0.00	13.32	13.62	0.00	0.00	0.00	0.00	0.00	26.94
60	Roger Fish	7.85	16.34	0.00	0.00	0.00	0.00	0.00	0.00	0.00	0.00	24.19
61	Mark Tabor	0.00	0.85	0.00	5.67	0.00	0.00	0.00	7.48	9.84	0.00	23.84
62	Mark Warren	8.28	0.00	0.00	15.56	0.00	0.00	0.00	0.00	0.00	0.00	23.84
63	Gary Kyle	0.00	9.51	0.00	11.27	0.00	0.00	0.00	0.00	0.00	0.00	20.78
64	Richard Vaughan	0.00	7.12	0.00	0.00	0.00	6.33	0.00	0.00	6.60	0.00	20.05
65	John Chacksfield	5.62	0.00	0.00	14.38	0.00	0.00	0.00	0.00	0.00	0.00	20.00
66	Michael Bellerby	0.00	0.00	0.00	7.43	0.00	0.00	0.00	0.00	8.73	0.00	16.16
67	Mark Dempster	0.00	0.00	3.06	0.00	0.00	8.31	0.00	0.00	0.00	0.00	11.37
68	Tim Davies	0.39	0.00	0.00	10.41	0.00	0.00	0.00	0.00	0.00	0.00	10.80
69	Michael Bailey	6.15	0.00	0.00	0.00	0.00	0.00	0.00	0.00	0.00	0.00	6.15
70	Stuart Bailey	5.08	0.00	0.00	0.00	0.00	0.00	0.00	0.00	0.00	0.00	5.08
71	Paul Topham	0.00	0.00	1.97	0.00	0.00	0.00	0.00	0.00	0.00	0.00	1.97
72	James Clarke	0.00	0.00	0.00	0.00	0.00	0.00	0.00	0.00	0.00	0.00	0.00
73	Tony Hildreth	0.00	0.00	0.00	0.00	0.00	0.00	0.00	0.00	0.00	0.00	0.00
74	Andrew Magy	0.00	0.00	0.00	0.00	0.00	0.00	0.00	0.00	0.00	0.00	0.00



Jonathan Mounsey
Photo by whatnonegatives




David Sykes
Photo by whatnonegatives

Ladies Championship


Pos	Name	March	May 14th	May 15th	June	July	Aug 7th	Aug 28th	Sept 17th	Sept 18th	Points Dropped	Total
1	Clare Sullivan	9.03	16.15	15.55	0.00	16.49	15.74	15.30	14.97	15.75	24.00	94.98
2	Sarah Cordingley	0.00	12.31	14.31	13.37	14.55	14.73	16.39	13.93	0.00	12.31	87.28
3	Bronwen Waggitt	0.00	0.00	4.16	6.04	8.16	7.76	7.92	7.40	6.91	4.16	44.19
4	Lynn Owen	0.00	0.00	13.68	0.00	14.38	13.35	0.00	0.00	0.00	0.00	41.41
5	Tracey Taylor-West	1.45	0.00	0.00	5.41	7.90	8.76	8.93	0.00	0.00	0.00	32.45

OMS RACING SPONSORED HAREWOOD FTD CHAMPIONSHIP Final Results

Pos	Name	March	May 14th	May 15th	June	July	Aug 7th	Aug 28th	Sept 17th	Sept 18th	Points Dropped	Total
1	Jon Waggitt	0	0	10	10	10	10	9	9	7	7	58
2	Andrew Henson	8	10	9	9	9	0	10	10	10	17	58
3	Dale Cordingley	3	9	5	7	7	8	0	7	0	3	43
4	Andy Ball	0	8	4	8	0	0	0	8	9	0	37
5	Steve Owen	10	0	8	0	8	9	0	0	0	0	35
6	Sarah Cordingley	0	3	3	4	3	6	8	5	0	3	29
7	Graham Smith	0	6	0	2	2	1	6	6	6	1	28
8	Tim Wilson	7	7	6	0	6	0	0	0	0	0	26
9	James Blackmore	6	0	7	0	5	7	0	0	0	0	25
10	Les Procter	0	4	0	3	1	2	4	4	8	1	25
11	David Grey	0	5	0	6	0	4	5	0	0	0	20
12	John Chacksfield	9	0	0	5	0	0	0	0	0	0	14
13	Lynn Owen	0	0	2	0	4	5	0	0	0	0	11
14	Matthew Sutcliffe	0	1	0	0	0	0	2	3	5	0	11
15	Matthew Grey	0	2	1	1	0	3	3	0	0	0	10
16	Mark Moran	2	0	0	0	0	0	1	2	4	0	9
17	Glyn Sketchley	0	0	0	0	0	0	7	0	0	0	7
18	Jonathan Mounsey	5	0	0	0	0	0	0	0	0	0	5
19	Simon Medley	0	0	0	0	0	0	0	1	3	0	4
20	Philip Sturdy	4	0	0	0	0	0	0	0	0	0	4
21	Ian Thomas	1	0	0	0	0	0	0	0	1	0	2
22	Peter Whittle	0	0	0	0	0	0	0	0	2	0	2



Jon Waggitt
Photo by whatnonegatives





Andrew Henson
Photo by whatnonegatives



Racing cars to suit every budget

- ❖ Manufacturer of single seater and sports racing cars for track, speed hill climbing and sprint
- ❖ Specialist fabrication and engineering facilities
- ❖ Flat floor suspension set up



Photos courtesy of www.whatnonegatives.com

CONTACT Steve Owen, OMS Racing, 01423 325023

www.omsracing.co.uk



**HAREWOOD SPEED
HILLCLIMB DRIVING SCHOOLS**

Improve your chances in 2005

*Our pupils have gone on to
win championships & break class records*

Join the winners!

Fabulous gift or treat yourself

Thursdays

7th April

28th April

26th May (Caterham Academy Day)

21st July

18th August

Advanced Schools

16th June

8th September

These Schools are open to anyone who has attended one of the 'regular' Schools. Application Forms have been sent out so if anyone feels they qualify and have not received a form, please contact Pat Kenyon

Driving School Administrator Pat Kenyon

(0114) 234 0478 or (0114) 285 1114

e-mail: pkenyon@holdworth.fsnet.co.uk