



**BRITISH AUTOMOBILE RACING CLUB  
YORKSHIRE CENTRE  
SUMMER CHAMPIONSHIP MEETING  
28th August 2005  
FINAL RESULTS**



### **Henson back on winning form**

Rochdale's Andrew Henson was back on winning form for the Harewood Hillclimb Summer Championship meeting in his 2 litre Pilbeam MP62 race car, some half a second ahead of arch-rival Jon Waggitt in the 2 litre Reynard Gould F3 car. Henson had not driven the car for a number of weeks, but the break must have worked as he was into the groove right from practice and this caught Waggitt off guard. The win increased Henson's lead in the Harewood Hillclimb OMS Racing Fastest Time of the Day championship to six points. Sarah Cordingley took third FTD and her first class win at Harewood in the 1370 cc OMS race car. This propelled the Menston girl to fifth in the FTD Championship.

Two class records fell at the meeting. Simon Cole in the TVR 350i knocked 2.28 seconds off the TVR class record, whilst the OMS Racing Championship leader Jonathan Mounsey skimmed 0.04 seconds off his own class record in the Mitsubishi EVO. Visiting classes from the TR Register, The Bert Hadley Championship for Austin Sevens and the TVR Speed Championship were out in force. Pen Davies brought his Triumph GT6 "Beastie" and went home with a class win. In the TVR class not only did Simon Cole get below the class record, but so did John Simpson in the mean looking TVR Sagaris.

In the under 1400cc saloon cars class Steve Foster took his second class win of the season at Harewood with a fine drive, over half a second ahead of second placed man Martin Rowe. In the under 1700cc kit car class, Robert Bellerby held his customary first place, but this time from Mike Smith, whose Sylva Striker he was driving after a clutch problem on his own car. In the larger engined kit car class, John Hoyle secured top spot in his Westfield with a 62.58 second run ahead of Simon Medley in the Caterham R400. Father, Jonathan Medley was third in class in the Caterham and also third in the 1100 to 1600 cc race car class in the OMS he shared with Sarah Cordingley for the first time. Jumping in and out of two totally different cars took some getting used to, but in the end the OMS drive resulted in a very credible 57.85 second run. In the Formula Ford class Mark Moran took first place with his only run, some 0.8 seconds clear of Ian Thomas in second slot.


Peter Herbert took his slick shod Westfield to a class win, with a sub 60 second run. Herbert was over half a second clear of second placed man Tony Brumfield in his Sylva Striker. Dave Banner was suffering from front end vibrations in his OMS, but that didn't stop him taking first in class after an uncharacteristic half spin at Willow on his first timed run. Banner was just under half a second ahead of second place Anthony Levitt in the OMS PR

### Fastest time of the day

1st Andrew Henson, Pilbeam MP62, 53.93  
2nd Jon Waggitt, Reynard Gould F3, 54.50  
3rd Sarah Cordingley, OMS 2000M, 55.58

### Classes

Pen Davies, Triumph GT6, 68.39  
Alan Fairless, Austin Ulster, 81.35  
Simon Cole, TVR 350i, 66.35 (R)  
Steve Foster, Peugeot 205, 69.47  
Andy Geen, Peugeot 205, 68.42  
Jonathan Mounsey, Mitsubishi EVO, 63.68 (R)  
Robert Bellerby, Sylva Striker, 63.70  
John Hoyle, Westfield SEiW, 62.58  
Richard Semley, Vauxhall Nova, 65.82  
Tony Hart, Renault Megane, 68.29  
Mark Moran, Van Diemen, 62.89  
Peter Herbert, Westfield SE, 59.46  
Kevin Tate, Locost, 63.31  
Graham Smith, Radical SR3, 58.11  
Dave Banner, OMS 2000M, 56.95  
Sarah Cordingley, OMS 2000M, 55.58  
Andrew Henson, Pilbeam MP62, 53.93  
Bernard Armitage, Protosport EVO V, 63.35



*Sarah Cordingley crossing the finishing line on her way to 3rd FTD  
Photo by whatnonegatives*

## FINAL RESULTS

**Class 16**      **TR Register Cars**  
**Record: 65.37**    **11-May-02**      **Bogey: 0.00**  
**Holder: Hugh Maund**    **TR7 V8**    **4600cc**

Champ. No.	Driver	Car	cc	1st R	2nd R	3rd R	Pos
715	Grant Burrup	Triumph TR6	2498	77.40	77.23	76.76	5
14	Simon Allaby	Triumph TR7	4600	75.74	75.43	75.24	3
15	Iain Burrup	Triumph TR6	2498	76.32	76.81	77.16	4
18	Ronnie Clayton	Triumph TR4A	2133	71.74	71.62	71.78	2
19	Pen Davies	Triumph GT6	2498	68.39	69.00	69.06	1

**Class 19**      **Pre-War Austin Seven Cars**  
**Record: 79.75**    **29-Aug-04**      **Bogey: 0.00**  
**Holder: Alan McBeath**    **7 Supersports**    **747cc**

Champ. No.	Driver	Car	cc	1st R	2nd R	3rd R	Pos
722	Mike Wolstenholme	Austin 7 Special	748	retired			
725	Judy Fairless	Austin Ulster	803	93.64	96.18	93.50	7
731	Clive Neale	Austin 7	747	83.51	120.84	83.83	2
22	Denys Wolstenholme	Austin 7 Special	748	retired			
24	John Mansfield	Austin 7	750	90.47	89.22	89.71	6
25	Alan Fairless	Austin Ulster	803	81.35	81.55	82.50	1
27	Alan Bee	Austin 7	747	97.39	95.26	99.88	9
28	Peter Pearson	Austin S Seater	750	84.59	84.86	retired	4
29	Neville Barr	Rosengart LR2	750	96.17	95.41	94.97	8
30	Geoff Harrison	Austin 7 Sports	747	99.94	100.72	100.37	10
31	Julia Constantinos	Austin 7	747	85.98	84.72	86.36	5
32	Graham Beckett	Austin 7 Ulster	747	85.54	84.91	83.81	3

**Class 27**      **TVR Cars**  
**Record: 68.63**    **29-Aug-04**      **Bogey: 0.00**  
**Holder: Andrew Farrell**    **TVR Cerbera**    **4500cc**

Champ. No.	Driver	Car	cc	1st R	2nd R	3rd R	Pos	
741	Hilary Pollard	TVR 3000S	3300	80.74	81.17		14	
146	Chris Lumbard	TVR Griffith	5000	70.80	93.34	71.28	7	
68	Simon Lindley	TVR 3000S	3000T	73.86	72.71	72.58	12	
36	Alan Bankhurst	TVR Vixen	1680	72.36	83.55	72.20	11	
37	Geoff Stallard	TVR Vixen S2	1690	71.85	72.22	72.49	9	
38	David Drucker	TVR Cerbera	4500	84.21	80.79	82.77	15	
<i>H'cap</i>	39	John Simpson	TVR Sagaris	4000	68.35	68.00	68.64	2
<i>Pos</i>	40	Tony Abrams	TVR 3000M	2994	70.25	69.80	70.53	4
	41	John Pollard	TVR 3000S	3300	73.32	73.50	73.34	13
<i>3rd</i>	42	Stephen Dennis	TVR 3000S	3000	72.68	72.03	71.36	8
<i>2nd</i>	43	David Sharp	TVR S3	2933	74.34	70.45	71.21	5
	44	Steve Cox	TVR V8S 500	4997	69.90	68.84	69.25	3
	45	Stewart Lobley	TVR Vixen S4	1760	71.97	71.95	72.30	10
	46	Stephen Broscombe	TVR Griffith	4300	70.57	71.06	73.54	6
<i>1st</i>	47	Simon Cole	TVR 350i	4554	fail	66.35	66.42	1

**Class 1 Road Modified Saloon & Sports Cars up to 1400cc****Record:67.84 03-Aug-03 Bogey: 85.84****Holder: Mike Geen Peugeot 205 1360cc**

Champ. No.	Driver	Car	cc	1st R	2nd R	3rd R	Pos	
	50	George Cole	Alfasud Ti	1351	82.01	81.95	82.11	6
	52	Paul Warnes	Austin Mini	1380	76.68	77.81	78.23	4
	53	Debbie Grant	BL Mini	1275	101.06	81.01	83.18	5
H	54	Martin Rowe	Citroen AX GT	1360	70.37	70.17	70.20	2
H	55	Claire Sullivan	Austin Mini	1380	70.54	70.80	70.68	3
H	56	Steve Foster	Peugeot 205	1360	70.53	69.47	69.66	1

**Class 2 Road Modified Saloon & Sports Cars over 1400cc & up to 2000cc****Record:67.57 13-Jun-99 Bogey: 85.57****Holder: Bobby Fryers Renault Clio Williams 2000cc**

Champ. No.	Driver	Car	cc	1st R	2nd R	3rd R	Pos	
	761	Andrew Windmill	Golf GTI	1800	76.81	75.79	76.53	9
H	75	Richard Paterson	Escort Si	1600	76.95	76.92	77.26	10
H	92	Simon Green	MGA Twin-Cam	1600	75.66	75.62	75.18	7
	57	Ian Mounsey	Ford Fiesta	1597	80.14	79.51	78.73	11
	58	Graham Briggs	Lotus Mk1	1558	82.94	81.40	82.27	12
	59	Steve Mitchell	Citroen Saxo	1600	74.42	74.20	74.37	6
	61	Richard Windmill	Golf GTI	1800	75.79	75.52	75.51	8
H	62	Nitish Singh	Renault Clio 16v	1800	74.06	74.62	134.80	5
H	63	John Moxham	Peugeot 205 GTi1907		72.33	72.31	71.42	3
H	64	Andrew Barton	Peugeot 205 GTi1905		79.95	76.06	71.82	4
H	65	James Kerr	Peugeot 205 GTi1905		69.11	68.83	68.80	2
H	66	Andy Geen	Peugeot 205 1905		68.59	68.89	68.42	1

**Class 3 Road Modified Saloon & Sports Cars over 2000cc****Sponsor: KNIGHT FRANK****Record:63.72 05-Jun-05 Bogey: 81.72****Holder: Jonathan Mounsey Mitsubishi Evo 2000Tcc**

Champ. No.	Driver	Car	cc	1st R	2nd R	3rd R	Pos	
	181	Pat Brookes	Pontiac Firebird	5000	95.00	92.64	90.42	10
	67	Steven Mounsey	Subaru WRX	1994T	70.89	71.01	71.46	6
H	69	Richard Pope	BMW E30 M3	2300	72.60	72.76	72.99	8
	70	David Wilkins	Nissan Skyline	2600T	69.84	68.49	69.94	3
H	72	Mike Baxter	Renault 21	1995T	73.23	73.77	73.88	9
H	73	Christopher Price	Sierra XR4i	3700	72.52	72.50	72.25	7
	74	David Wood	Porsche 993RS	3746	70.13	69.91	71.73	5
	76	Malcolm Pinder	Porsche 911	3400	69.48	68.60	69.23	4
H	77	Matt Taylor	Mitsubishi Evo 6 2001T		66.90	66.44	66.89	2
H	78	Jonathan Mounsey	Mitsubishi Evo 2000T		63.68	64.02	-	1

**Class 4 Road Modified Kit, Replica, etc. Cars up to 1700cc****Record:63.14 19-Sep-04 Bogey: 81.14****Holder: Robert Bellerby Sylva Striker 1600cc**

Champ. No.	Driver	Car	cc	1st R	2nd R	3rd R	Pos	
	79	Paul Gibson	Caterham 7	1700	67.95	67.99	66.66	4

Champ. No.	Driver	Car	cc	1st R	2nd R	3rd R	Pos	
	80	Martin Parkes	Westfield SE	1700	67.72	68.47	68.16	7
	81	Jonathan Thomas	Arkley Sprite	1275	76.42	76.28	76.36	9
H	82	Geoffrey Barker	Westfield SE	1700	72.96	72.79	73.40	8
H	84	Peter Rhodes	Westfield SE	1660	68.26	67.44	68.19	6
H	85	Robert Moorhouse	Westfield	1600	66.49	fail	68.69	3
	86	Robert Warwick	Westfield SEiW	1690	66.95	72.54	68.61	5
H	87	Mike Smith	Sylver Striker	1700	64.45	64.61	64.64	2
H	88	Robert Bellerby	Sylver Striker	1600	63.70	63.73	64.07	1

#### Class 5 Road Modified Kit, Replica, etc. Cars over 1700cc

Sponsor: MTA SYSTEMS

Record: 62.28 05-Jun-05 Bogey: 80.28

Holder: John Hoyle Westfield SEiW 1998cc

Champ. No.	Driver	Car	cc	1st R	2nd R	3rd R	Pos	
H	900	Jonathan Medley	Caterham R400	1800	64.15	63.99	64.05	3
	90	Peter Green	BRA Cobra 289	3528	80.59	81.25	80.68	9
	91	Andrew Stone	Westfield SEiW	1996	73.65	78.87	73.83	8
H	94	Mark Anderson	MK Indy	2000	70.22	69.82	73.04	6
H	95	Adrian Martin	Caterham 7	1800	70.30	70.88	71.40	7
	96	John Middleton-Walker	Westfield SEiW	1848	non-starter			
H	98	Mike Tate	Westfield	2000	65.83	65.33	65.77	4
	99	Mike Simpson	Westfield SEi	1998	65.53	65.92	66.51	5
H	100	Simon Medley	Caterham R400	1800	63.56	63.67	64.23	2
	101	John Hoyle	Westfield SEiW	1998	62.84	62.89	62.58	1

#### Class 6 Modified Production Cars up to 1400cc, excl. Kit, Replica, etc.

Record: 63.70 10-May-98 Bogey: 81.70

Holder: Matthew Pinder MG Metro 1380cc

Champ. No.	Driver	Car	cc	1st R	2nd R	3rd R	Pos	
H	103	Joe Harriman	Rover Mini	1380	non-starter			
	104	Roy Bolderson	Mini	1298	retired			
H	105	Mike Geen	Peugeot 205	1360	66.42	-	-	2
H	106	Richard Semley	Vauxhall Nova	1389	67.12	65.82	67.06	1

#### Class 7 Modified Production Cars over 1400cc & up to 2000cc, excl. Kit, Replica, etc.

Record: 60.51 07-Oct-01 Bogey: 78.51

Holder: Mark Waldron Lotus Elise Turbo 1396Tcc

Champ. No.	Driver	Car	cc	1st R	2nd R	3rd R	Pos	
	60	Tony Hart	Renault Megane	1995	69.31	68.18	68.29	1
	71	John Allen	Peugeot 205 GTi	1598	81.58	79.17	79.17	9
	145	Kevin Dewane	Lotus Exige	1796	71.48	71.65	71.66	6
	108	Stuart Clough	Alpine Renault A110	1796	71.84	71.90	71.74	7
	109	Paul Smart	Ford XR2	1600	73.41	73.13	73.84	8
	110	Dennis Liversidge	Lotus Elan	1594	72.73	71.11	-	5
	111	Lee Griffiths	Peugeot 205	1900	72.15	70.05	71.33	4

Champ. No.	Driver	Car	cc	1st R	2nd R	3rd R	Pos
H 113	Tracey Taylor-West	Lotus Elise	1796	69.88	70.05	69.58	3
114	Patrick Walker	Lotus Elise	1796	69.47	69.62	69.10	2

#### Class 9 Formula Ford 1600 pre-1994

**Record: 60.95 11-Apr-04 Bogey: 78.95**

**Holder: David Bailey Swift SC93F 1600cc**

Champ. No.	Driver	Car	cc	1st R	2nd R	3rd R	Pos
H 927	David Lanfranchi	Van Diemen RF87	1600	65.86	fail	64.57	6
122	David Hunter	Royale RP31M	1600	73.49	72.94	72.67	10
123	Dean Henson	Van Diemen RF85	1600	64.76	64.41	64.88	5
124	Kevin McGrath	Ray FF	1600	68.88	70.22	69.20	9
H 125	Michael Underwood	Van Diemen RF84	1600	69.11	69.78	68.38	8
126	Alan Davies	Swift FB90	1600	66.22	fail	65.93	7
H 127	Peter Whittle	Van Diemen RF87	1600	64.96	64.00	63.70	3
H 128	Ian Thomas	Swift SC93F	1600	69.68	64.29	63.68	2
129	Neville Alderson	Van Diemen RF80	1600	64.70	66.46	63.94	4
H 130	Mark Moran	Van Diemen RF89	1600	62.89	-	fail	1

#### Class A Modified Production Cars up to 1400cc

**Record: 58.68 07-Aug-05 Bogey: 76.68**

**Holder: Robert Kenrick Caterham 7 Honda 1137cc**

Champ. No.	Driver	Car	cc	1st R	2nd R	3rd R	Pos
132	Simon Thompson	Westfield SE	900	70.58	70.20	69.19	5
133	Steven Brown	Westfield SE	1149	61.52	60.36	60.74	3
H 134	Nick Cook	Sylva Striker	919	66.81	66.90	67.74	4
H 135	David Spaul	Westfield SEi	1150	non-starter			
136	Peter Herbert	Westfield SE	1398	60.27	59.46	60.41	1
137	Tony Brumfield	Sylva Striker	1299	60.07	71.71	60.17	2

#### Class 8 Modified Production Cars over 2000cc, excl. Kit, Replica, etc Merged with Class C

**Sponsor: BWD RENSBURG**

**Record: 59.32 18-Sep-04 Bogey: 77.32**

**Holder: Simon Bainbridge Audi S2 Coupe 2226Tcc**

Champ. No.	Driver	Car	cc	1st R	2nd R	3rd R	Pos
118	Oliver Reece	Subaru Impreza	1994T	70.28	70.98	70.64	4
119	Robert Smith	Nissan 300ZX	3000T	75.50	75.91	74.47	5

#### Class B Modified Production Cars over 1400cc & up to 2000cc Merged with Class C

**Record: 58.33 11-May-03 Bogey: 76.33**

**Holder: Dave Kimberley Caterham 7 1998cc**

Champ. No.	Driver	Car	cc	1st R	2nd R	3rd R	Pos
142	Kevin Tate	Locost	2000	fail	63.67	63.31	1

**Class C Modified Production Cars over 2000cc****Record:58.17 06-Jul-97 Bogey: 76.17****Holder: Tim Coventry Westfield SEight 5300cc**

Champ.No.	Driver	Car	cc	1st R	2nd R	3rd R	Pos
944	Rachael Elliott	Triumph TR8	4554	77.29	79.90	80.21	6
144	Nigel Elliott	Triumph TR8	4554	66.74	66.83	65.66	2
97	Foster Lewins	Dutton	3500	69.94	69.76	69.10	3

**Class E Sports Libre Cars up to 1400cc****Record:55.36 03-Jul-05 Bogey: 73.36****Holder: Edward Hollier OMS SC1 1370cc**

Champ.No.	Driver	Car	cc	1st R	2nd R	3rd R	Pos
149	Matthew Sutcliffe	Matador Special	1197	60.58	59.84	60.31	3
H 150	Les Procter	OMS SC3	1300	58.88	59.27	59.08	2
H 151	Graham Smith	Radical SR3	1400	58.78	58.36	58.11	1

**Class H Racing Cars up to 600cc Merged with Class I****Record:57.58 06-Jul-03 Bogey: 75.58****Holder: Adam Steel Martlet DMB 598cc**

Champ.No.	Driver	Car	cc	1st R	2nd R	3rd R	Pos
H 158	Glyn Sketchley	Nova Jedi 01/14	490	58.33	58.10	58.20	3

**Class I Racing Cars over 600cc & up to 1100cc****Record:54.35 06-Jul-03 Bogey: 72.35****Holder: Mark Budgett Force 1080cc**

Champ.No.	Driver	Car	cc	1st R	2nd R	3rd R	Pos
961	Anthony Levitt	OMS PR	1095	59.80	57.41	64.55	2
160	Michael Wallon	OMS 14/89	998	68.05	64.46	122.85	5
161	Richard Levitt	OMS PR	1095	62.38	61.59	60.91	4
162	Allan Staniforth	Megapin HC04	1098	68.66	72.12	70.61	6
163	Dave Banner	OMS 2000M	1098	67.27	57.23	56.95	1

**Class J Racing Cars over 1100cc & up to 1600cc****Record:53.97 16-May-04 Bogey: 71.97****Holder: Phil Cooke Force PC 1585cc**

Champ.No.	Driver	Car	cc	1st R	2nd R	3rd R	Pos
H 967	David Grey	OMS CF	1370	58.21	58.33	58.19	4
969	Jonathan Medley	OMS 2000M	1370	60.32	86.76	57.85	3
H 166	Bronwen Waggiit	Brabham BT30	1600	64.74	65.01	64.05	6
H 167	Matthew Grey	OMS CF	1370	92.38	58.91	80.80	5
168	Simon Wing	Jedi Mk4	1137	57.00	56.86	56.95	2
H 169	Sarah Cordingley	OMS 2000M	1370	56.47	55.58	fail	1

**Class K Racing Cars over 1600cc & up to 2000cc****Sponsor: GUYSON INTERNATIONAL****Record:52.59 03-Jul-05 Bogey: 70.59****Holder: Trevor Willis OMS CF04 1998cc**

Champ. No.	Driver	Car	cc	1st R	2nd R	3rd R	Pos	
H 172	Andrew Thorpe	Van Diemen FR91	1700	retired				
	173	Jonathan Rhodes	Delta T832	1998	60.49	60.64	-	4
H	174	George Bleasdale	Pilbeam MP88	2000	58.66	58.57	60.09	3
H	175	Jon Waggitt	Reynard Gould	2000	54.50	54.86	54.58	2
H	176	Andrew Henson	Pilbeam MP62	2000	53.94	53.93	54.49	1

**Class G Sports Libre Cars over 2000cc Merged with Class L**

**Record: 54.65 04-Jul-99 Bogey: 72.65**

**Holder: Christian Mineeff SPA SC001 3500cc**

Champ. No.	Driver	Car	cc	1st R	2nd R	3rd R	Pos	
H 112	Chris Wise	Metro 6R4	2500	63.95	63.99	64.40	2	
	154	Don Burt	YKC Raider	4600	70.11	70.89	69.74	3
	155	Bernard Armitage	Protosport Evo	2600	63.88	63.35	-	1

**Class L Racing Cars over 2000cc**

**Record: 50.05 03-Jul-05 Bogey: 68.05**

**Holder: Martin Groves Gould GR55 3500cc**

Champ. No.	Driver	Car	cc	1st R	2nd R	3rd R	Pos
	179	John Green	JPR Chevrolet	5700	retired		

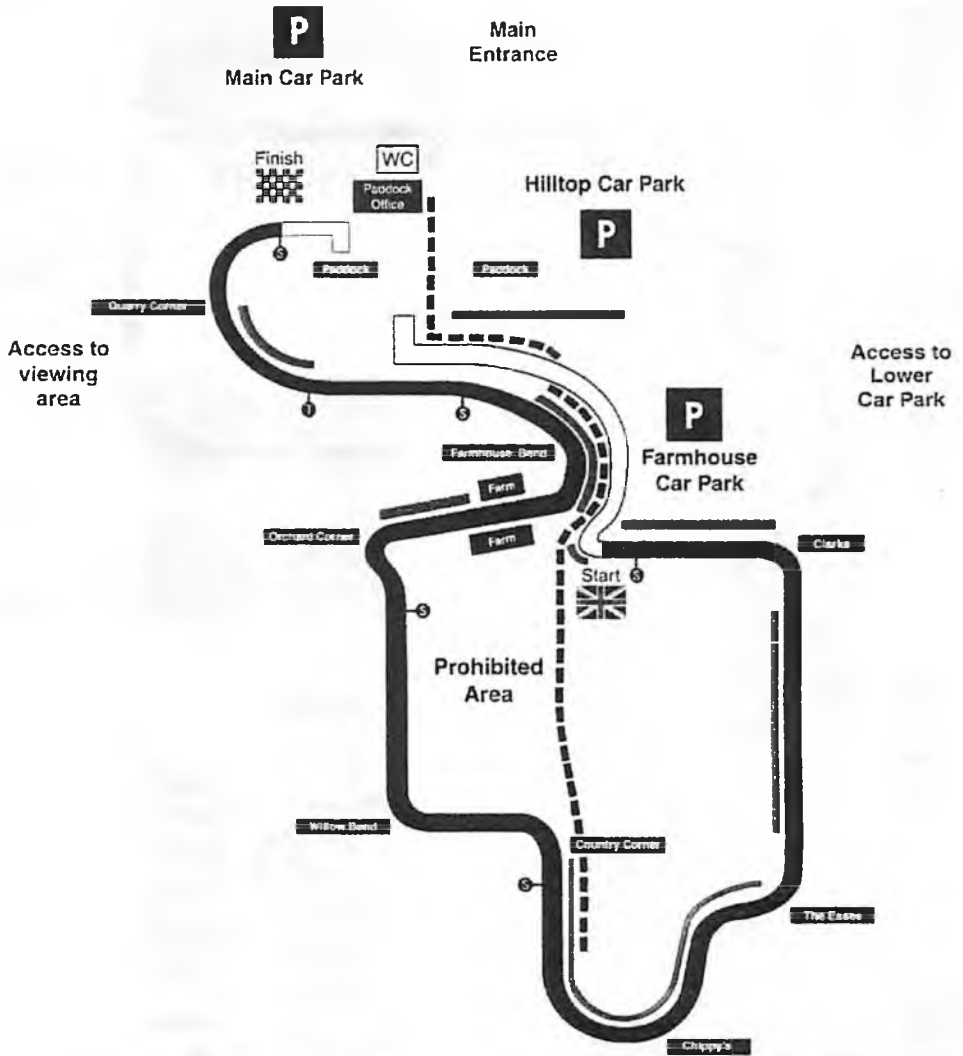
**Marshals' Draw:**

Donor	Prize	Winner
BARC	Whisky	Andrew Fell
BARC	White Wine	Simon Marston
BARC	Red Wine	Daphne Walker
Mark Moran	Dry White Wine	Rob Buchan
Mark Moran	Chardonnay Wine	Arthur Heaton
Mark Moran	Blackpool Fudge	John Lowery



# HAREWOOD SPEED HILLCLIMB COURSE

Map showing the position of the splits and speed traps



### Run 1

No	Sp 1	Sp 2	Sp 3	Sp 4	Finish
14	13.89				75.74
15	13.13			30.66	76.32
18	2.32	27.83	43.09	60.00	71.74
19	2.41	26.46	41.00	57.23	68.39
24	3.17	34.27	53.43	74.40	90.47
25	2.78	30.40	48.04	67.20	81.35
27	3.19	36.50	57.19	80.12	97.39
28	2.88	32.47	50.17	70.09	84.59
29	3.71	37.83	57.63	79.65	96.17
30	3.32	35.38	55.68	79.52	99.94
31	2.81	32.86	51.13	71.49	85.98
32	2.69	32.81	51.35	71.35	85.54
36	2.71	27.67	43.60	60.83	72.36
37	2.46	27.75	42.97	59.97	71.85
38	3.07	32.35	50.68	70.79	84.21
39	2.92	26.98	41.70	57.64	68.35
40	2.96	27.62	42.72	59.32	70.25
41	2.61	28.09	43.84	61.18	73.32
42	2.57	27.90	43.32	60.30	72.68
43	2.65	27.30	42.22	59.09	74.34
44	2.59	27.76	42.82	58.94	69.90
45	2.53	28.29	43.58	60.52	71.97
46	2.82	27.91	43.01	59.50	70.57
47	2.49	26.13	39.96	55.37	66.11
50	2.97	31.36	48.93	68.68	82.01
52	2.89	29.45	45.81	63.75	76.68
53	2.96	50.40	68.09	87.09	101.06
54	3.05	27.48	42.59	59.10	70.37
55	2.80	27.57	42.57	59.17	70.54
56	2.72	27.44	42.24	58.87	70.53
57	2.83	30.57	47.83	66.57	80.14
58	2.88	32.06	50.04	69.50	82.94
59	2.80	29.07	44.97	62.47	74.42
60	2.91	27.17	41.98	58.01	69.31
61	2.80	29.11	45.17	63.30	75.79
62	2.95	28.68	44.60	62.14	74.06
63	2.73	28.03	43.45	60.54	72.33
64	2.74	36.96	51.67	68.36	79.95



**Knight  
Frank**

No	Sp 1	Sp 2	Sp 3	Sp 4	Finish
65	2.66	26.81	41.50	57.89	69.11
66	2.72	26.70	41.11	57.43	68.59
67	2.26	27.13	42.31	59.33	70.89
68	2.65	28.59	44.40	61.88	73.86
69	2.79	28.16	43.76	60.84	72.60
70	2.08	26.33	41.36	58.46	69.84
71	3.06	31.62	48.96	68.35	81.58
72	2.62	28.61	44.31	61.50	73.23
73	2.97	28.42	43.72	61.06	72.52
74	2.24	27.29	42.40	59.03	70.13
75	3.00	29.59	45.77	64.10	76.95
76	2.62	27.25	41.86	58.33	69.48
77	2.05	25.39	39.56	56.17	66.90
78	2.29	24.64	38.37	53.61	63.68
79	2.84	26.76	41.16	57.22	67.95
80	2.54	26.41	40.98	56.87	67.72
81	2.67	29.63	45.62	63.80	76.42
82	2.53	28.58	44.03	61.12	72.96
84	2.58	26.79	41.23	57.38	68.26
85	2.63	26.04	40.26	55.91	66.49
86	2.45	26.25	40.45	56.29	66.95
87	2.36	24.89	38.67	54.26	64.45
88	2.45	25.10	38.78	53.79	63.70
90	2.62	31.11	48.18	67.29	80.59
91	2.48	28.37	44.53	61.81	73.65
92	3.35	29.70	45.50	63.23	75.66
94	2.42	27.18	42.31	59.01	70.22
95	2.45	27.43	42.70	59.11	70.30
97	2.88	27.13	42.01	58.51	69.94
98	2.32	25.64	39.98	55.51	65.83
99	2.64	25.75	39.57	55.40	65.53
100	2.41	24.88	38.41	53.69	63.56
101	2.29	24.33	37.87	52.89	62.84
105	2.47	26.11	40.16	55.60	66.42
106	2.61	26.09	40.59	56.31	67.12
108	2.49	28.42	43.29	60.23	71.84
109	2.99	28.74	44.22	61.36	73.41
110	2.99	29.04	44.28	61.49	72.73
111	2.70	27.93	43.32	60.34	72.15



No	Sp 1	Sp 2	Sp 3	Sp 4	Finish
112	2.22	24.78	38.51	53.78	63.95
113	2.62	27.30	41.87	58.68	69.88
114	2.38	27.24	42.08	58.39	69.47
118	2.38	27.11	42.28	59.17	70.28
119	2.91	28.84	45.64	63.55	75.50
122	2.48	28.23	43.92	61.24	73.49
123	2.41	25.15	38.83	53.96	64.76
124	2.71	26.51	41.16	57.88	68.88
125	2.51	27.33	41.80	57.91	69.11
126	2.37	25.70	39.67	55.45	66.22
127	2.41	25.53	39.26	54.61	64.96
128	2.43	25.30	39.13	54.62	69.68
129	2.32	25.23	38.80	54.06	64.70
130	2.50	24.61	37.96	53.01	62.89
132	2.90	27.60	42.46	59.22	70.58
133	2.27	23.81	37.38	51.90	61.52
134	2.46	26.25	40.20	56.25	66.81
136	2.17	23.79	36.44	50.88	60.27
137	2.36	23.71	36.35	50.56	60.07
142	2.35	24.54	37.82	52.59	DNF
144	2.37	26.24	40.43	56.07	66.74
145	2.55	27.56	42.98	60.06	71.48
146	2.74	28.23	43.32	59.66	70.80
149	2.45	23.72	36.66	50.94	60.58
150	2.13	23.10	35.44	49.27	58.88
151	2.16	22.85	35.33	49.27	58.78
154	2.95	28.19	42.78	59.29	70.11
155	2.28	24.75	38.17	53.47	63.88
158	2.22	23.22	35.70	49.29	58.33
160	3.64	28.21	42.05	57.51	68.05
161	2.26	24.34	37.64	52.72	62.38
162	2.47	27.04	41.83	57.98	68.66
163	2.11	21.30	40.91	56.69	67.27
166	2.18	25.13	38.86	54.32	64.74
167	2.30	23.29	61.34	78.26	92.38
168	2.17	22.12	34.36	47.87	57.00
169	2.28	21.59	34.08	47.45	56.47
173	2.40	23.59	36.35	50.73	60.49
174	2.41	23.12	35.28	49.47	58.66



No	Sp 1	Sp 2	Sp 3	Sp 4	Finish
175	2.19	21.47	32.94	45.91	54.50
176	2.21	21.28	32.62	45.49	53.94
181	3.10	36.84	57.57	79.47	95.00
715	2.49	30.02	46.92	65.27	77.40
725	3.18	34.86	54.35	77.61	93.64
731	2.76	31.91	50.01	69.69	83.51
741	3.12	31.82	48.73	67.64	80.74
761	2.74	29.68	46.12	64.11	76.81
900	2.31	24.95	38.58	54.13	64.15
927	2.36	25.21	39.12	54.94	65.86
944	2.47	30.50	46.56	64.66	77.29
961	2.28	24.36	36.91	50.89	59.80
967	2.34	23.73	35.94	49.26	58.21
969	2.40	24.35	37.00	51.27	60.32
999	23.87	40.10	136.62		184.91

**Run 2**

14	2.50	29.86	46.27	63.68	75.43
15	2.46	29.69	46.27	63.96	76.81
18	2.32	27.63	43.24	60.29	71.62
19	2.44	26.80	41.50	57.86	69.00
24	3.24	33.81	52.43	73.33	89.22
25	2.76	30.54	48.06	67.39	81.55
27	3.12	35.50	55.60	78.33	95.26
28	2.91	32.18	50.15	70.32	84.86
29	3.37	36.52	56.32	78.51	95.41
30	3.35	35.45	55.79	79.83	100.72
31	2.75	32.36	50.57	70.55	84.72
32	2.71	32.47	50.54	70.65	84.91
36	2.47	27.05	42.27	58.83	83.55
37	2.46	28.06	43.32	60.74	72.22
38	3.17	32.28	48.94	67.98	80.79
39	2.97	26.81	41.17	57.02	68.00
40	2.99	27.78	42.30	58.56	69.80
41	2.68	28.58	44.27	61.66	73.50
42	2.62	27.90	43.30	60.27	72.03
43	2.64	27.40	42.30	59.08	70.45
44	2.40	26.93	41.96	58.17	68.84
45	2.64	28.37	43.62	60.54	71.95
46	3.18	28.15	42.70	59.62	71.06



No	Sp 1	Sp 2	Sp 3	Sp 4	Finish
47	2.53	26.08	40.25	55.88	66.35
50	2.94	31.68	48.74	68.41	81.95
52	3.28	30.37	46.99	65.40	77.81
53	2.97	31.27	48.09	67.35	81.01
54	2.95	27.43	42.40	58.72	70.17
55	2.78	27.67	42.78	59.24	70.80
56	2.77	27.14	41.92	58.24	69.47
57	2.84	30.35	47.35	66.01	79.51
58	2.81	31.53	48.73	68.20	81.40
59	2.75	28.78	44.60	62.32	74.20
60	2.79	27.02	41.40	57.08	68.18
61	2.78	28.82	45.11	63.19	75.52
62	3.17	29.28	44.84	62.42	74.62
63	2.74	28.41	43.54	60.54	72.31
64	2.73	27.05	41.98	60.75	76.06
65	2.68	26.89	41.40	57.71	68.83
66	2.68	26.53	41.16	57.48	68.89
67	2.41	27.46	42.62	59.59	71.01
68	2.75	28.03	43.44	60.89	72.71
69	2.80	28.34	43.67	60.93	72.76
70	2.00	26.06	40.60	57.34	68.49
71	3.00	30.54	47.52	66.19	79.17
72	2.72	28.69	44.34	61.91	73.77
73	2.90	28.39	43.79	60.91	72.50
74	2.24	27.18	42.03	58.56	69.91
75	2.98	29.68	45.80	64.08	76.92
76	2.42	26.46	40.95	57.44	68.60
77	1.95	25.12	39.41	55.58	66.44
78	2.26	24.86	38.68	53.93	64.02
79	2.81	26.98	41.43	57.37	67.99
80	2.57	27.18	41.64	57.33	68.47
81	2.75	29.68	45.62	63.60	76.28
82	2.53	28.51	44.13	61.11	72.79
84	2.49	26.32	40.58	56.57	67.44
85	2.67	26.17	40.05	56.39	67.16
86	2.54	26.55	44.99	61.66	72.54
87	2.34	25.24	39.19	54.53	64.61
88	2.45	25.05	38.54	53.88	63.73
90	2.57	31.67	49.40	67.92	81.25



No	Sp 1	Sp 2	Sp 3	Sp 4	Finish
91	2.63	28.70	44.47	61.46	78.87
92	3.32	29.70	45.48	63.22	75.62
94	2.53	27.34	42.21	58.76	69.82
95	2.55	27.89	42.90	59.39	70.88
97	2.86	27.29	41.80	58.25	69.76
98	2.34	25.64	39.68	55.07	65.33
99	2.61	26.26		35.44	65.92
100	2.42		14.33	30.01	63.67
101	2.28	5.40	19.10	34.38	62.89
106	0.08		13.76	28.60	65.82
108	2.57	28.58	43.56	60.49	71.90
109	2.77	28.18	43.85	61.12	73.13
110	2.66	28.12	43.38	60.13	71.11
111	2.74	27.14	42.17	58.77	70.05
112	2.57	27.26	41.97	52.99	70.05
113	2.60	27.02	41.74	58.46	69.58
114	2.49	27.08		40.39	69.62
118	2.43	24.14		40.63	70.98
119	2.90	9.32	24.89	41.89	75.91
122	2.46		14.05	32.21	72.94
123	2.50	24.83	38.50	53.82	64.41
124	2.71	26.83	41.68	59.09	70.22
125	2.56	27.56	42.33	58.75	69.78
126	2.48	25.02	38.47		DNF
127	2.36	24.78	46.18		50.42
128	2.42	24.89	38.58	53.81	64.29
129	2.37	25.14	38.86	56.01	66.46
130	2.56	24.66	37.81	52.58	62.70
132	2.77	27.64	42.33	59.19	70.20
133	2.14	23.33	36.01	50.45	60.36
134	2.47	26.47	40.55	56.16	66.90
136	2.24	23.39	36.00	50.15	59.46
137	2.36	23.86	36.63	50.85	71.71
142	2.48	24.91	38.39	53.32	63.67
144	2.55	26.72	40.79	56.23	66.83
145	2.51	27.61	42.97	59.95	71.65
146	2.79	27.69	42.57	58.99	93.34
149	2.46	23.91	36.37	50.31	59.84
150	2.19	23.27	35.84	49.86	59.27
151	2.15	22.75	35.21	49.07	58.36



No	Sp 1	Sp 2	Sp 3	Sp 4	Finish
154	2.93	28.10	43.15	60.14	70.89
155	2.28	25.08	38.35	53.47	63.35
158	2.22	22.89	35.37	49.08	58.10
160	2.78	26.17	39.67	54.60	64.46
161	2.19	23.82	36.99	51.37	61.59
162	2.47	28.27	43.52	60.35	72.12
163	2.16	22.40	34.79	48.24	57.23
166	2.25	25.30	39.13	54.42	65.01
167	2.25	23.33	35.89	49.49	58.91
168	2.41	22.28	34.47	47.85	56.86
169	2.29	21.67	33.80	46.83	55.58
173	2.37	23.76	36.63	51.06	60.64
174	2.39	23.16	35.46	49.52	58.57
175	2.21	21.90	33.20	46.12	54.86
176	2.22	21.48	32.72	45.45	53.93
181	3.08	36.73	56.55	78.21	92.64
715	2.42	30.00	46.80	64.95	77.23
725	3.00	35.47	55.33	79.15	96.18
731	2.75	49.62	75.12	100.55	120.84
741	2.95	31.39	48.25	67.74	81.17
761	2.76	29.00	45.26	63.21	75.79
900	2.35	25.16	38.55	53.69	63.99
927	1.46		15.25	30.63	63.82
944	2.65	32.13	48.87	67.11	79.90
961	2.21	22.86	34.75	48.30	57.41
967	2.22	23.76	36.11	49.56	58.33
969	2.24	22.68	34.93	48.42	86.76


**Run 3**

14	2.65	29.79	45.81	63.21	75.24
15	2.41	29.58	46.33	64.67	77.16
18	2.38	28.10	43.27	60.29	71.78
19	2.41	26.74	41.48	57.77	69.06
24	3.26	33.99	52.67	73.72	89.71
25	2.81	31.16	48.84	68.25	82.50
27	3.19	37.03	58.34	81.70	99.88
29	3.35	36.40	56.56	78.57	94.97
30	3.37	35.94	56.76	80.41	100.37
31	2.77	33.30	51.81	71.92	86.36
32	2.76	31.87	49.85	69.60	83.81
36	2.70	28.13	43.64	60.47	72.20






No	Sp 1	Sp 2	Sp 3	Sp 4	Finish
37	2.46	27.71	43.24	60.65	72.49
38	3.11	31.78	49.15	69.45	82.77
39	2.68	26.81	41.41	57.83	68.64
40	3.07	27.87	42.62	59.19	70.53
41	2.75	28.45	44.12	61.48	73.34
42	2.51	27.45	42.75	59.49	71.36
43	2.71	27.71	42.77	59.78	71.21
44	2.39	27.23	41.98	58.26	69.25
45	2.97	28.35	43.81	60.74	72.30
46	3.07	29.17	44.71	62.03	73.54
47	2.41	25.47	39.48	55.15	66.42
50	3.07	31.97	49.20	68.87	82.11
52	2.95	30.42	47.33	65.68	78.23
53	2.94	31.77	49.09	68.26	83.18
54	2.91	27.54	42.45	58.86	70.20
55	2.75	27.59	42.60	59.41	70.68
56	2.79	27.08	42.01	58.45	69.66
57	2.82	30.11	46.78	65.33	78.73
58	2.84	31.95	49.38	68.90	82.27
59	2.88	28.79	44.61	62.42	74.37
60	2.75	26.90	41.20	56.98	68.29
61	2.77	28.84	44.92	62.97	75.51
62	2.91	72.01	94.78	118.49	134.80
63	2.75	28.21	43.25	59.84	71.42
64	2.70	27.77	42.73	60.02	71.82
65	2.65	26.78	41.41	57.64	68.80
66	2.76	26.58	41.26	57.28	68.42
67	2.43		17.06	59.88	71.46
68	2.78	28.15	43.38	60.63	72.58
69	2.84	3.32	18.57	61.24	72.99
70	2.07	2.05	17.57	58.56	69.94
71	2.95	30.55	47.45	66.37	79.17
72	0.39		15.71	61.86	73.88
73	1.83		17.40	60.53	72.25
74	1.13		16.46	60.26	71.73
75	2.96	29.73	45.93	64.28	77.26
76	2.52	6.04	21.52	58.02	69.23
77	2.15		7.28	56.00	66.89
79	2.72	5.88	20.27	56.07	66.66
80	1.03		15.28	57.15	68.16




Jonathan Mounsey

No	Sp 1	Sp 2	Sp 3	Sp 4	Finish
81	2.84	8.57	22.66	63.99	76.36
82	2.53	6.96	23.08	61.63	73.40
84	2.69	10.01	25.43	57.39	68.19
85	1.38		15.96	57.53	68.69
86	2.66	4.12	18.23	57.85	68.61
87	2.36	5.79	20.45	54.53	64.64
88	2.48	25.31	38.95	54.16	64.07
90	2.64		8.66	67.31	80.68
91	0.84		18.02	62.05	73.83
92	3.38	29.59	45.26	62.84	75.18
94	1.71		17.89	62.07	73.04
95	2.58	7.89	23.50	59.72	71.40
97	2.72	26.71	41.40	57.82	69.10
98	2.38	4.00	19.39	55.42	65.77
99	2.52		13.28	55.98	66.51
100	2.56	9.31	23.07	54.09	64.23
101	2.32	5.87	19.59	52.65	62.58
106	2.60	3.23	16.64	56.10	67.06
108	2.48	27.90	42.73	60.20	71.74
109	2.80	28.65	44.35	61.85	73.84
111	2.72	27.40	42.90	59.61	71.33
112	2.13	25.01	38.64	53.79	63.99
114	2.50	27.12	41.84	58.13	69.10
118	2.62	27.31	42.62	59.61	70.64
119	2.89	28.39	44.56	62.37	74.47
122	2.47	28.21	43.56	60.65	72.67
123	2.56	24.68	38.77	54.10	64.88
124	2.68	26.83	41.52	58.11	69.20
125	2.57	26.90	41.28	57.39	68.38
126	2.47	25.45	39.32	55.10	65.93
127	2.34	24.61	37.91	53.55	64.00
128	2.41	24.69	38.16	53.27	63.68
129	2.28	25.02	38.30	53.51	63.94
132	2.87	27.58	42.02	58.17	69.19
133	2.37	23.64	36.59	51.02	60.74
134	2.60	26.51	40.55	56.66	67.74
136	2.31	23.78	36.37	50.87	60.41
137	2.39	23.63	36.28	50.50	60.17



Les Procter—photo by Stacy Galloway

No	Sp 1	Sp 2	Sp 3	Sp 4	Finish
142	2.27	24.95	37.99	52.93	63.31
144	2.35	25.81	39.60	55.02	65.66
145	2.56	27.50	42.86	60.19	71.66
146	2.70	28.26	43.35	59.96	71.28
149	2.51	24.04	36.68	50.76	60.31
150	2.13	23.20	35.86	49.65	59.08
151	2.14	22.71	35.07	48.75	58.11
154	2.90	27.44	41.87	58.45	69.74
158	2.22	23.15	35.46	49.18	58.20
160	2.82	49.73	76.70	102.41	122.85
161	2.19	23.79	36.99	51.14	60.91
162	2.54	27.84	42.80	59.33	70.61
163	2.14	22.10	34.23	47.61	56.95
166	2.24	25.03	38.57	53.79	64.05
167	2.26	24.32	43.47	64.55	80.80
168	2.20	22.09	34.34	47.73	56.95
169	2.25	21.65	93.18	109.70	DNF
173	2.34	38.41	85.32	118.29	R/F
174	3.70	24.53	36.97	50.95	60.09
175	2.22	21.42	32.99	45.96	54.58
176	2.27	21.65	32.98	46.00	54.49
181	3.08	34.26	53.77	75.51	90.42
715	2.43	29.60	46.11	64.35	76.76
725	3.25	34.58	54.02	77.51	93.50
731	2.78	31.98	49.95	69.86	83.83
761	2.74	29.31	45.65	63.60	76.53
900	2.42	25.11	38.60	53.85	64.05
927	2.40	24.49	37.73	53.06	63.26
944	2.59	32.22	48.58	66.87	80.21
961	2.24	23.28	41.34	53.72	64.55
967	2.24	23.70	36.00	49.33	58.19
969	2.42	22.67	34.99	48.66	57.85
<b>Run 4</b>					
112	2.22	25.06	38.85	54.24	64.40
127	2.43	24.79	38.44	53.32	63.70
927	2.35		10.95	54.14	64.



Andy Barton—photo by Stacy Galloway

**OMS RACING SPONSORED  
HAREWOOD HILLCLIMB CHAMPIONSHIP  
Results after 7 rounds**

Pos	Name	March	May 14th	May 15th	June	July	Aug 7th	Aug 28th	Points Dropped	Tot
1	Jonathan Mounsey	12.68	17.56	17.71	18.30	17.82	17.75	18.04	12.68	107.18
2	Robert Bellerby	7.35	16.95	16.37	16.43	17.16	17.95	17.44	7.35	102.30
3	Andy Geen	11.69	0.00	17.50	16.78	17.15	17.39	17.15	0.00	97.66
4	Jonathan Medley	0.00	16.54	16.84	16.09	15.70	15.93	16.29	0.00	97.39
5	Mark Moran	6.32	15.66	16.37	15.85	16.61	16.28	16.06	6.32	96.83
6	Graham Smith	0.00	17.33	17.89	14.44	17.37	14.49	15.25	0.00	96.77
7	Simon Medley	0.00	15.62	15.15	16.08	15.97	16.29	16.72	0.00	95.83
8	Martin Rowe	10.35	16.22	16.24	16.04	16.23	15.28	15.67	10.35	95.68
9	Mike Smith	0.00	15.59	15.97	15.27	15.86	16.17	16.69	0.00	95.55
10	Andrew Barton	0.00	15.90	16.78	14.53	17.11	17.05	13.75	0.00	95.12
11	David Sykes	8.62	17.46	17.45	17.55	17.38	16.61	0.00	0.00	95.07
12	Les Procter	0.00	16.10	16.29	15.24	17.00	14.89	14.48	0.00	94.00
13	Clare Sullivan	9.03	16.15	15.55	0.00	16.49	15.74	15.30	0.00	88.26
14	Andrew Henson	3.72	17.12	17.27	15.10	17.12	0.00	16.66	0.00	86.99
15	John Moxham	7.03	14.33	14.55	13.88	14.41	14.41	14.15	7.03	85.73
16	Sarah Cordingley	0.00	12.31	14.31	13.37	14.55	14.73	16.39	0.00	85.66
17	Dale Cordingley	3.68	16.67	15.51	15.28	16.91	16.87	0.00	0.00	84.92
18	Jon Waggitt	0.00	0.00	17.31	15.80	17.51	16.15	16.09	0.00	82.86
19	Peter Rhodes	0.00	12.35	11.95	13.13	12.97	13.75	13.70	0.00	77.85
20	James Kerr	11.03	16.48	0.00	16.45	0.00	16.43	16.77	0.00	77.16
21	Simon Green	4.86	13.47	13.33	14.57	14.85	8.31	10.39	4.86	74.92
22	Steve Foster	9.60	16.02	0.00	16.33	16.31	0.00	16.37	0.00	74.63
23	Bob Moorhouse	4.91	13.90	0.00	14.18	12.88	13.90	14.65	0.00	74.42
24	Mike Tate	3.90	13.19	14.13	12.50	0.00	15.30	14.95	0.00	73.97
25	Peter Whittle	3.38	13.33	14.24	12.29	14.32	0.00	15.25	0.00	72.81
26	Matthew Sutcliffe	0.47	13.88	14.69	0.00	15.72	13.14	13.52	0.00	71.42
27	Mike Geen	9.98	16.56	0.00	13.30	15.25	15.69	0.00	0.00	70.78
28	David Grey	0.00	12.68	13.66	14.57	0.00	13.82	13.78	0.00	68.51
29	Ian Thomas	6.23	15.26	15.52	0.00	0.00	14.62	15.27	0.00	66.90
30	David Lanfranchi	0.00	11.18	13.27	11.70	14.16	0.00	14.38	0.00	64.69
31	Matthew Grey	0.00	10.23	13.71	11.30	0.00	13.77	13.06	0.00	62.07
32	Christopher Price	2.80	10.08	10.27	9.80	10.35	9.36	9.47	2.80	59.33
33	Steve Owen	6.34	0.00	17.26	0.00	16.40	16.08	0.00	0.00	56.08
34	Chris Brown	0.00	14.59	12.71	13.79	0.00	14.04	0.00	0.00	55.13
35	James Blackmore	3.68	0.00	17.16	0.00	16.02	16.22	0.00	0.00	53.08
36	Chris Wise	4.21	0.00	0.00	14.05	12.64	13.14	8.70	0.00	52.74
37	Tim Wilson	4.19	15.83	15.80	0.00	16.82	0.00	0.00	0.00	52.64
38	Henry Moorhouse	6.63	14.22	0.00	14.84	14.75	0.00	0.00	0.00	50.44
39	Andy Ball	0.00	16.32	15.44	15.48	0.00	0.00	0.00	0.00	47.24
40	Geoffrey Barker	0.18	6.87	6.31	6.48	9.05	8.08	8.85	0.18	45.64
41	Philip Sturdy	11.06	16.79	0.00	16.75	0.00	0.00	0.00	0.00	44.60
42	Matthew Taylor	0.00	12.90	14.64	0.00	0.00	0.00	15.28	0.00	42.82


Pos	Name	March	May 14th	May 15th	June	July	Aug 7th	Aug 28th	Points Dropped	Tot
43	Adrian Martin	2.16	10.63	10.13	0.00	9.87	0.00	9.98	0.00	42.77
44	Michael Underwood	0.19	10.35	0.00	9.38	11.27	0.00	10.57	0.00	41.76
45	Carl Hughes	0.00	14.10	0.00	13.92	0.00	13.68	0.00	0.00	41.70
46	Lynn Owen	0.00	0.00	13.68	0.00	14.38	13.35	0.00	0.00	41.41
47	Mark Anderson	0.00	9.17	0.00	9.47	0.00	9.50	10.46	0.00	38.60
48	Mike Baxter	3.45	0.00	8.65	8.86	8.73	0.00	8.49	0.00	38.18
49	Nitish Singh	3.86	11.22	0.00	10.95	0.00	0.00	11.51	0.00	37.54
50	Oliver Heselton	3.73	12.41	0.00	10.32	0.00	10.43	0.00	0.00	36.89
51	Richard Pope	2.65	7.75	8.41	0.00	0.00	7.89	9.12	0.00	35.82
52	Bronwen Waggitt	0.00	0.00	4.16	6.04	8.16	7.76	7.92	0.00	34.04
53	Tracey Taylor-West	1.45	0.00	0.00	5.41	7.90	8.76	8.93	0.00	32.45
54	Glyn Sketchley	0.00	0.00	13.02	0.00	0.00	0.00	17.48	0.00	30.50
55	Richard Paterson	0.00	10.17	0.00	0.00	10.95	0.00	8.65	0.00	29.77
56	Joe Harriman	0.00	0.00	0.00	13.32	13.62	0.00	0.00	0.00	26.94
57	George Hardman	0.00	13.27	0.00	0.00	0.00	13.58	0.00	0.00	26.85
58	Roger Fish	7.85	16.34	0.00	0.00	0.00	0.00	0.00	0.00	24.19
59	Anthony Patrick	0.00	7.97	0.00	8.23	0.00	7.96	0.00	0.00	24.16
60	Mark Warren	8.28	0.00	0.00	15.56	0.00	0.00	0.00	0.00	23.84
61	Gary Kyle	0.00	9.51	0.00	11.27	0.00	0.00	0.00	0.00	20.78
62	John Chacksfield	5.62	0.00	0.00	14.38	0.00	0.00	0.00	0.00	20.00
63	Richard Vaughan	0.00	7.12	0.00	0.00	0.00	6.33	0.00	0.00	13.45
64	Mark Dempster	0.00	0.00	3.06	0.00	0.00	8.31	0.00	0.00	11.37
65	Tim Davies	0.39	0.00	0.00	10.41	0.00	0.00	0.00	0.00	10.80
66	Nick Cook	0.00	0.00	0.00	0.00	0.00	0.00	9.87	0.00	9.87
67	Michael Bellerby	0.00	0.00	0.00	7.43	0.00	0.00	0.00	0.00	7.43
68	Mark Tabor	0.00	0.85	0.00	5.67	0.00	0.00	0.00	0.00	6.52
69	Michael Bailey	6.15	0.00	0.00	0.00	0.00	0.00	0.00	0.00	6.15
70	Stuart Bailey	5.08	0.00	0.00	0.00	0.00	0.00	0.00	0.00	5.08
71	Paul Topham	0.00	0.00	1.97	0.00	0.00	0.00	0.00	0.00	1.97
72	James Clarke	0.00	0.00	0.00	0.00	0.00	0.00	0.00	0.00	0.00
73	Tony Hildreth	0.00	0.00	0.00	0.00	0.00	0.00	0.00	0.00	0.00
74	Andrew Magiy	0.00	0.00	0.00	0.00	0.00	0.00	0.00	0.00	0.00

### Ladies Championship

1st Clare Sullivan  
2nd Sarah Cordingley  
3rd Lynn Owen

**OMS RACING SPONSORED  
HAREWOOD FTD CHAMPIONSHIP  
Results after 7 rounds**

Pos	Name	March	May 14th	May 15th	June	July	Aug 7th	Aug 28th	Points Dropped	Tot
1	Andrew Henson	8	10	9	9	9	0	10	0	55
2	Jon Waggitt	0	0	10	10	10	10	9	0	49
3	Dale Cordingley	3	9	5	7	7	8	0	0	39
4	Steve Owen	10	0	8	0	8	9	0	0	35
5	Sarah Cordingley	0	3	3	4	3	6	8	0	27
6	Tim Wilson	7	7	6	0	6	0	0	0	26
7	James Blackmore	6	0	7	0	5	7	0	0	25
8	Andy Ball	0	8	4	8	0	0	0	0	20
9	David Grey	0	5	0	6	0	4	5	0	20
10	Graham Smith	0	6	0	2	2	1	6	0	17
11	John Chacksfield	9	0	0	5	0	0	0	0	14
12	Les Procter	0	4	0	3	1	2	4	0	14
13	Lynn Owen	0	0	2	0	4	5	0	0	11
14	Matthew Grey	0	2	1	1	0	3	3	0	10
15	Glyn Sketchley	0	0	0	0	0	0	7	0	7
16	Jonathan Mounsey	5	0	0	0	0	0	0	0	5
17	Philip Sturdy	4	0	0	0	0	0	0	0	4
18	Mark Moran	2	0	0	0	0	0	1	0	3
19	Matthew Sutcliffe	0	1	0	0	0	0	2	0	3
20	Ian Thomas	1	0	0	0	0	0	0	0	1



*Andrew Henson earlier in the season*



# Racing cars to suit every budget

- ❖ Manufacturer of single seater and sports racing cars for track, speed hill climbing and sprint
- ❖ Specialist fabrication and engineering facilities
- ❖ Flat floor suspension set up



Photos courtesy of [www.whatnonegatives.com](http://www.whatnonegatives.com)

**CONTACT Steve Owen, OMS Racing, 01423 325023**  
[www.omsracing.co.uk](http://www.omsracing.co.uk)



**HAREWOOD SPEED  
HILLCLIMB DRIVING SCHOOLS**

*Improve your chances in 2005*

*Our pupils have gone on to  
win championships & break class records*

*Join the winners!*

*Fabulous gift or treat yourself*

*Thursdays*

7th April

28th April

26th May (Caterham Academy Day)

21st July

18th August

**Advanced Schools**

16th June

8th September

These Schools are open to anyone who has attended one of the 'regular' Schools. Application Forms have been sent out so if anyone feels they qualify and have not received a form, please contact Pat Kenyon

**Driving School Administrator Pat Kenyon**

(0114) 234 0478 or (0114) 285 1114

e-mail: [pkenyon@holdworth.fsnet.co.uk](mailto:pkenyon@holdworth.fsnet.co.uk)