



**BRITISH AUTOMOBILE RACING CLUB
YORKSHIRE CENTRE
MSA CHAMPIONSHIP MEETING
2/3rd July 2005
FINAL RESULTS**



Sub 50 second hill record


At the start of the British Hillclimb Championship on Sunday the BARC Harewood hill record stood at 50.29 seconds. By Sunday evening this had been beaten no less than five times and including two sub 50 second runs..

In the second Top 12 Run-off of the day Willem Toet, in his 4 litre Pilbeam MP88 race car, became the first person to complete the North's Premier Hillclimb in under 50 seconds. This record was short lived as current British Championship leader Martin Groves made an inch perfect final run in the 3.5 litre Gould GR55 to take a further 0.11 seconds off the new record as Willem watched on in disbelief. However, Toet was the first to congratulate Groves on his new record.

As a result Groves notched up another two first places in the British Championship Top 12 Run-offs, bringing his number of wins to 14 out of 18 rounds so far this year. Toet took two second places ahead of Scott Moran in the Gould GR61x who secured two third places.

Four class records also fell in the OMS Racing Championship. Edward Hollier knocked off a whopping 2.4 seconds in the up to 1400cc sports libre car class in his OMS SC1, much to current record holder Graham Smith's dismay. Simon Fidoe took a second off the up to 2 litre sports libre class in the Pilbeam MP43. Whilst Trevor Willis continued his winning ways in the up to 2 litre racing car class with his Vauxhall engined OMS CF04, beating many of the larger engined race cars in the process. The fourth class record was taken by Martin Groves in the over two litre class.

Other notable class wins saw Clare Sullivan win a close fought battle in the under 1400cc modified car class with her Mini to keep her in the lead of the Ladies championship. Simon Medley secured his first class win in the Caterham R400, pushing father Jonathan in to second spot. Matthew Harrison won his class in the SPA 04 with a great drive, just 0.1 seconds shy of the record



**Martin Groves'
new Hill Record
photo by [www.
whatnonegatives.co.uk](http://www.whatnonegatives.co.uk)**

Class results

Clare Sullivan, Mini, 69.35
David Sykes, Peugeot 205, 68.19
Jonathan Mounsey, Mitsubishi EVO, 64.20
Robert Bellerby, Sylva Striker, 63.98
Simon Medley, Caterham R400, 64.31
Chris Wise, Escort RS, 65.87
Mark Moran, Van Diemen, 62.34
Peter Herbert, Westfield SE, 60.14
Peter Harper, Mallock Mk20, 57.39
Edward Hollier, OMS SC01, 55.36 (record)
Simon Fidoe, Pilbeam MP43, 54.77 (record)
Matthew Harrison, SPA 04, 54.75
Paul Meakin, Jedi MkIV, 59.67
Dave Banner, OMS 2000, 55.40
Dave Kimberley, Force PC, 54.61
Trevor Willis, OMS CF04, 52.59 (record)
Martin Groves, Gould GR55, 50.05 (record)

MSA Nicholson McLaren British Hillclimb Championship Top 12 Run-offs

First Run Off

Round 17

Car	Driver	Time	Pos
3	Martin Groves	50.01	1
4	Willem Toet	50.11	2
9	Scott Moran	50.49	3
5	Mike Dean	50.57	4
10	Paul Haines	50.93	5
2	Roger Moran	51.16	6
905	Chris Merrick	51.34	7
106	Simon Durling	51.60	8
703	Paul Ranson	52.00	9
105	Karl Davison	52.36	10
90	Trevor Willis	52.88	11
99	Oliver Tomlin	53.24	12

Second Run Off

Round 18

Car	Driver	Time	Pos
3	Martin Groves	49.84	1
4	Willem Toet	49.95	2
9	Scott Moran	50.43	3
105	Karl Davison	50.95	4
5	Mike Dean	50.98	5
10	Paul Haines	51.05	6
106	Simon Durling	51.12	7
703	Paul Ranson	51.55	8
2	Roger Moran	51.56	9
905	Chris Merrick	51.67	10
787	William Mason	52.75	11
90	Trevor Willis	52.78	12

FINAL RESULTS

Class A - Modified Production Cars up to 1400cc merged with Class C

Record: 59.01 01-Aug-04 Bogey: 77.01

Holder: Robert Kenrick Caterham 7 Honda 1137cc

Class C - Modified Production Cars over 2000cc

Record: 58.17 06-Jul-97 Bogey: 76.17

Holder: Tim Coventry Westfield SEight 5300cc

Champ.No.	Driver	Car	cc	1st Run	2nd Run	Best Run	Pos
L 14	Peter Herbert	Westfield SE	1398	60.14	61.15	60.14	1
L 15	Robert Kenrick	Caterham 7	1137	Retired			
L 723	Chris Mason	Jaguar E Type	4235	66.76	66.55	66.55	6
126	Andrew Ferguson	Lancia Stratos	2400	73.42	71.91	71.91	9
17	John Green	Jaguar E Type	4235	66.49	66.29	66.29	5
18	Chris Lumbard	TVR Griffith	5000	71.47	71.05	71.05	8
20	Stephen Broscombe	TVR Griffith	4300	71.83	70.39	70.39	7
LB 21	Phil Price	Porsche 911	3200T	62.89	63.08	62.89	3
L 22	Keith Edwards	Audi Quattro	2226T	61.40	62.37	61.40	2
L 23	Haydn Spedding	Jaguar E Type	4235	63.92	63.10	63.10	4

Class D - Hillclimb Super Sports Cars

Record: 58.44 05-Jul-98 Bogey: 74.44

Holder: Martin Groves Mallock Mk20B 1700cc

Champ.No.	Driver	Car	cc	1st Run	2nd Run	Best Run	Pos
L 729	Brian Moyse	Mallock Mk27SG	1700	59.84	60.08	59.84	5
L 26	Peter Harper	Mallock Mk20B	1700	58.75	57.39	57.39	1
L 27	Piers Thynne	Mallock 21/25	1700	Fail	58.74	58.74	4
L 28	Ashley Ward	Mallock Mk20X	1700	58.53	57.46	57.46	2
L 29	Simon Moyse	Mallock Mk27SG	1700	57.51	57.63	57.51	3

Class E - Sports Libre Cars up to 1400cc

Record: 57.72 18-Sep-04 Bogey: 75.72

Holder: Graham Smith Radical 1400cc

Champ.No.	Driver	Car	cc	1st Run	2nd Run	Best Run	Pos
B 101	Colin Le Maitre	Condor Mallock	1109	Retired			
H 32	Matthew Sutcliffe	Matador Special	1197	60.33	60.00	60.00	4
H 33	Graham Smith	Radical SR3	1400	58.37	58.35	58.35	2
H 34	Les Procter	OMS SC3	1400	59.60	58.72	58.72	3
L 35	Edward Hollier	OMS SC1	1370	55.51	55.36	55.36	1
B 36	Andy Bougourd	Condor Mallock	1109	Retired			

Class F - Sports Libre Cars over 1400cc & up to 2000cc**Record:56.21 07-Oct-01 Bogey: 74.21****Holder: Paul Halmes Mallock Mk18/20 2000cc**

Champ.No.	Driver	Car	cc	1st Run	2nd Run	Best Run	Pos	
B	741	Paul Le Messurier	Lemtech DB03	1998	58.48	57.34	57.34	4
L	743	Simon Fidoe	Pilbeam MP43	1998	56.19	54.77	54.77	1
B	744	Geoff Guille	Mallock Mk32	1990	71.57	Retired	71.57	8
L	39	Paul Webster	Pulsar	2000	58.88	58.95	58.88	7
L	40	Paul Sandford	OMS SC2000	2000	57.85	58.97	57.85	5
B	41	Ian Le Messurier	Lemtech DB03	1998	60.76	58.81	58.81	6
L	42	Tim Elmer	Imagination PH1	2000	56.63	56.08	56.08	2
LB	43	Ian Fidoe	Pilbeam MP43	1994	56.73	56.38	56.38	3
B	44	Chris Guille	Mallock Mk32	1990	Fail	Retired		

Class G - Sports Libre Cars over 2000cc**Record:54.65 04-Jul-99 Bogey: 72.65****Holder: Christian Mineeff SPA SC001 3500cc**

Champ.No.	Driver	Car	cc	1st Run	2nd Run	Best Run	Pos	
	46	Don Burt	YKC Raider	4600	70.06	70.91	70.06	3
LB	47	Mike Sidgwick	Pilbeam MP92	3954	57.04	57.41	57.04	2
LB	48	Matthew Harrison	SPA 04	3500	54.75	54.77	54.75	1

Class H - Racing Cars up to 600cc**Record:57.58 06-Jul-03 Bogey: 75.58****Holder: Adam Steel Martlet DM8 598cc**

Champ.No.	Driver	Car	cc	1st Run	2nd Run	Best Run	Pos	
	752	Caroline Ryder	Jedi MK6	600	64.40	63.90	63.90	4
L	51	Ian Cruickshanks	OMS	600	Retired			
	52	John Ryder	Jedi MK6	600	62.79	62.75	62.75	3
L	53	Stewart Baylis	Jedi Mk4/088	499	60.78	60.80	60.78	2
L	54	Paul Meakin	Jedi MkIV	600	59.67	Fail	59.67	1

Class I - Racing Cars over 600cc & up to 1100cc**Record:54.35 06-Jul-03 Bogey: 72.35****Holder: Mark Budgett Force 1080cc**

Champ.No.	Driver	Car	cc	1st Run	2nd Run	Best Run	Pos	
	57	Eric Close	Terrapin MkII	998	59.06	59.20	59.06	2
H	59	Allan Staniforth	Megapin HC04	1098	68.37	69.05	68.37	4
L	60	John Watts	Jedi Mk 4/6	1000	61.18	60.86	60.86	3
	62	Dave Banner	OMS 2000M	1098	58.12	55.40	55.40	1

Class J - Racing Cars over 1100cc & up to 1600cc**Record:53.97 16-May-04 Bogey: 71.97****Holder: Phil Cooke Force PC 1585cc**

Champ.No.	Driver	Car	cc	1st Run	2nd Run	Best Run	Pos	
H	766	Sarah Cordingley	OMS 2000M	1370	58.30	57.42	57.42	10
	770	Chris Pickering	Vision VF HB	1300	59.66	59.28	59.28	13
LB	776	Richard Homer	Force PC	1298	59.35	58.73	58.73	12
LB	778	Mike Fitzsimons	OMS CF04	1500	56.81	58.40	56.81	9
L	784	Annie Goodyear	OMS CF04	1300	63.91	62.63	62.63	16
	65	William Loughridge	OMS PR	1370	58.87	58.62	58.62	11
H	66	Dale Cordingley	OMS 2000M	1370	55.68	55.06	55.06	2
H	67	Bronwen Waggitt	Brabham BT30	1600	63.81	63.99	63.81	17
L	68	Tony Marlow	Tiga SF 83	1600	62.84	61.36	61.36	15
L	69	Darren Underwood	Jedi MK V	1130T	60.04	Fail	60.04	14
LB	70	Russ Pickering	Vision VFHS	1300	57.10	56.02	56.02	5
LB	73	Tony Hunt	Force PC	1599	56.47	57.53	56.47	7
	74	Peter Hamilton	Speads RM04	1299	64.02	56.63	56.63	8
	75	Jonathen Varley	March 772P	1600	56.30	56.21	56.21	6
LB	76	Dave Kimberley	Force PC	1299	54.61	55.19	54.61	1
LBH	77	Tim Wilson	OMS CF04	1300	55.15	141.50	55.15	3
LBH	78	James Blackmore	OMS CF04	1500	55.95	Fail	55.95	4

Class K - Racing Cars over 1600cc & up to 2000cc**Sponsor: GUYSON INTERNATIONAL****Record:53.19 15-May-05 Bogey: 71.19****Holder: Trevor Willis OMS CF04 1998cc**

Champ.No.	Driver	Car	cc	1st Run	2nd Run	Best Run	Pos	
LBH	786	Lynn Owen	OMS CF04	1998	59.33	56.81	56.81	8
BH	787	William Mason	Reynard 913	2000	52.95	52.66	52.66	2
B	788	Simon Frost	Pilbeam MP88	2000	67.26		67.26	13
H	81	Andrew Thorpe	Van Diemen	1700	66.32	66.45	66.32	12
L	82	Laurie Ritchie	Argo JM9	2000	61.24	61.13	61.13	11
H	83	George Bleasdale	Pilbeam MP88	2000	58.17	57.33	57.33	9
LB	84	Mark Goodyear	Pilbeam MP88	2000	57.84	55.84	55.84	7
H	85	Jon Waggitt	Reynard Gould	2000	53.68	54.19	53.68	4
LBH	86	Steve Owen	OMS CF04	1998	54.79	Fail	54.79	6
B	87	Tim Mason	Reynard 913	2000	53.91	53.62	53.62	3
LB	88	Tom New	Pilbeam MP88	2000	57.82		57.82	10
H	89	Andrew Henson	Pilbeam MP62	2000	54.47	54.07	54.07	5
LB	90	Trevor Willis	OMS CF04	1998	52.59	52.73	52.59	1

Class L - Racing Cars over 2000cc**Record:50.36 16-May-04 Bogey: 68.36****Holder: Adam Fleetwood Gould GR55 3500cc**

Champ. No.	Driver	Car	cc	1st Run	2nd Run	Best Run	Pos	
B	703	Paul Ranson	Gould GR55	3500	52.03	52.79	52.03	10
B	704	Martin Elsmore	Pilbeam MP88	4000	56.46	54.75	54.75	15
B	710	Allan Warburton	Dallara F399	2500	55.22	56.27	55.22	17
B	794	Tara Harvey	Jaggemought	5100	121.64	66.27	66.27	22
B	799	Sandra Tomlin	Pilbeam MP72	4000	56.22	55.74	55.74	19
B	905	Chris Merrick	Gould GR55	4000	52.12	51.84	51.84	9
B	93	Alastair Crawford	Gould GR38	3500	non-starter			
B	94	Peter Clarke	Jaggemought	5100	65.57	63.76	63.76	21
B	95	John Leinster	Pilbeam MP88	4000		54.84	54.84	16
B	96	Bob Penrose	Ralt RT1	4800	59.67	59.75	59.67	20
B	98	Jim Robinson	Pilbeam MP58	2800	55.55	67.29	55.55	18
B	99	Oliver Tomlin	Pilbeam MP72	4000	52.48	53.62	52.48	11
LB	100	Mark Coley	Gould GR55	2500	non-starter			
B	103	Basil Pitt	Gould GR37	4000	non-starter			
B	104	Deryk Young	Gould GR51	4000	52.88	53.34	52.88	12
B	105	Karl Davison	Gould GR55	4000	52.21	51.71	51.71	8
B	106	Simon Durling	Gould GR55	2650	51.55	51.57	51.55	6
B	10	Paul Haines	Dallara F399	2500	52.57	50.97	50.97	4
B	9	Scott Moran	Gould GR61	3500	51.61	50.94	50.94	3
LB	8	Graeme Wight Jnr	GWR Predator	3000		54.34	54.34	14
B	6	Rob Turnbull	Gould GR55	3500	Fail	53.16	53.16	13
B	5	Mike Dean	Gould GR55	3500	51.19	51.27	51.19	5
B	4	Willem Toet	Pilbeam MP88	4000	50.74	51.22	50.74	2
B	3	Martin Groves	Gould GR55	3500	50.05	50.74	50.05	1
LB	2	Roger Moran	Gould GR61	3500	51.71	51.98	51.71	7

Class 1 - Road Modified Saloon & Sports Cars up to 1400cc

Record: 67.84 03-Aug-03 Bogey: 85.84

Holder: Mike Geen Peugeot 205 1360cc

Champ. No.	Driver	Car	cc	1st Run	2nd Run	Best Run	Pos	
	108	Sophie Ward	Peugeot 205	1360	84.70	85.26	84.70	4
H	109	Martin Rowe	Citroen AX GT	1360	70.85	69.61	69.61	3
H	110	Steve Foster	Peugeot 205	1360	69.53	69.65	69.53	2
H	112	Clare Sullivan	Austin Mini	1380	69.35	70.30	69.35	1

Class 2 - Road Modified Saloon & Sports Cars over 1400cc & up to 2000cc

Record: 67.57 13-Jun-99 Bogey: 85.57

Holder: Bobby Fryers Renault Clio Williams 2000cc

Champ. No.	Driver	Car	cc	1st Run	2nd Run	Best Run	Pos	
	915	James Dobson	Alfa Romeo	1962	88.79	88.62	88.62	7
	114	Ian Mounsey	Ford Fiesta	1598	78.36	78.76	78.36	6
	115	John Dobson	Alfa Romeo	1962	78.75	78.02	78.02	5
H	116	John Moxham	Peugeot 205 GTi1907	1907	71.16	71.21	71.16	4
H	117	Andrew Barton	Peugeot 205 GTi1905	1905	68.46	69.01	68.46	3

Champ. No.	Driver	Car	cc	1st Run	2nd Run	Best Run	Pos
H 118	Andy Geen	Peugeot 205	1905	69.88	68.42	68.42	2
H 119	David Sykes	Peugeot 205 GTi	1905	68.19	69.34	68.19	1

Class 3 - Road Modified Saloon & Sports Cars over 2000cc

Sponsor: KNIGHT FRANK

Record: 63.72 05-Jun-05 Bogey: 81.72

Holder: Jonathan Mounsey Mitsubishi Evo 2000Tcc

Champ. No.	Driver	Car	cc	1st Run	2nd Run	Best Run	Pos	
H 121	Richard Pope	BMW E30 M3	2300	Retired				
H 122	Christopher Price	Sierra XR4i	3700	72.02	71.67	71.67	3	
	123	Philip Andrew	Nissan Skyline	2596T	76.97	74.00	74.00	6
	124	Steven Mounsey	Subaru WRX	2000T	73.21	72.15	72.15	4
H 125	Mike Baxter	Renault 21 Turbo	1995T	73.90	73.29	73.29	5	
	127	Graham Booth	Porsche 911SC	3000	77.24	77.24	7	
H 128	Richard Paterson	Escort RS Turbo	1597T	72.07	71.07	71.07	2	
H 129	Jonathan Mounsey	Mitsubishi EVO	2000T	64.20	64.75	64.20	1	

Class 4 - Road Modified Kit, Replica, etc. Cars up to 1700cc

Record: 63.14 19-Sep-04 Bogey: 81.14

Holder: Robert Bellerby Sylva Striker 1600cc

Champ. No.	Driver	Car	cc	1st Run	2nd Run	Best Run	Pos	
H 936	Robert Moorhouse	Sylva Stryker	1700	68.26		68.26	7	
H 132	Richard Vaughan	Locost 7	1600	Retired				
H 133	Geoffrey Barker	Westfield SE	1700	72.09	73.94	72.09	8	
H 134	Peter Rhodes	Westfield SE	1660	68.17	70.30	68.17	6	
	135	Paul Gibson	Caterham 7	1700	67.93	67.24	67.24	4
H 136	Henry Moorhouse	Sylva Stryker	1700	66.39		66.39	3	
	137	Robert Warwick	Westfield SEIW	1690	67.89	67.55	67.55	5
H 138	Mike Smith	Sylva Striker	1700	66.41	65.28	65.28	2	
H 139	Robert Bellerby	Sylva Striker	1600	63.98	74.53	63.98	1	

Class 5 - Road Modified Kit, Replica, etc. Cars over 1700cc

Sponsor: MTA SYSTEMS

Record: 62.28 05-Jun-05 Bogey: 80.28

Holder: John Hoyle Westfield SEIW 1998cc

Champ. No.	Driver	Car	cc	1st Run	2nd Run	Best Run	Pos
H 945	Simon Medley	Caterham R400	1800	64.89	64.31	64.31	1
H 142	Mark Anderson	MK Indy	2000	Retired			
H 143	Adrian Martin	Caterham 7	1800	71.67	70.41	70.41	4
H 144	Simon Green	Westfield Sport	2000	66.00	65.43	65.43	3
H 145	Jonathan Medley	Caterham R400	1800	64.58	64.74	64.58	2

**Class 6 - Modified Production Cars up to 1400cc, excl. Kit, Replica, etc.
merged with Class 7**

Record: 63.70 10-May-98 Bogey: 81.7

Holder: Matthew Pinder MG Metro 1380cc

Class 7 - Modified Production Cars over 1400cc & up to 2000cc, excl. Kit, Replica, etc.

Record: 60.51 07-Oct-01 Bogey: 78.51

Holder: Mark Waldron Lotus Elise Turbo 1396Tcc

Champ. No.	Driver	Car	cc	1st Run	2nd Run	Best Run	Pos
H 147	Joe Harriman	Rover Mini	1380	67.64	68.08	67.64	3
H 148	Mike Geen	Peugeot 205	1360	66.64	66.45	66.45	2
H 152	Tracey Taylor-West	Lotus Elise	1796	71.05	70.61	70.61	5
	Patrick Walker	Lotus Elise	1796	68.93	68.60	68.60	4
H 154	Chris Wise	Escort RS	2000	66.19	65.87	65.87	1

Class 9 - Formula Ford 1600 pre-1994

Record: 60.95 11-Apr-04 Bogey: 78.95

Holder: David Balley Swift SC93F 1600cc



Champ. No.	Driver	Car	cc	1st Run	2nd Run	Best Run	Pos
H 961	David Lanfranchi	Van Diemen	1600	66.35	64.79	64.79	4
	Iain Leinster	Crossle 60F	1600	Fail	64.28	64.28	2
	Dean Henson	Van Diemen	1600	65.85	65.41	65.41	5
	Kevin McGrath	Ray FF	1600	69.52	69.76	69.52	7
H 160	Michael Underwood	Van Diemen	1600	67.68	68.36	67.68	6
H 161	Peter Whittle	Van Diemen	1600	64.63	65.76	64.63	3
H 163	Mark Moran	Van Diemen	1600	62.34	62.85	62.34	1



Photos by whatnonegatives



Harewoods first ever 2 sub 50 second runs



*Top - Martin Groves, next - Willem Toet, bottom - Martin Groves being congratulated
All photos by whatn negatives*

Run 1 – Split Times

No.	SP1	SP2	SP3	SP4	FINISH
2	2.04	20.60	31.41	43.64	51.56
3	2.01	19.97	30.45	42.31	49.84
4	1.71	19.20	29.91	42.02	49.95
5	2.03	20.35	31.17	43.26	50.98
6	2.11	20.68			DNF
8	2.92	21.96	32.72	46.48	54.34
9	2.01	20.33	30.95	42.58	50.43
10	2.05	20.28	30.97	43.01	51.05
14	2.17	23.64	36.33	50.75	60.14
17	2.49	26.13	39.97	55.84	66.49
18	2.61	28.16	43.43	59.89	71.47
20	2.56	27.82	43.07	60.19	71.83
21	2.13	24.23	37.84	53.06	62.89
22	1.90	23.97	37.08	51.65	61.40
23	2.34	25.22	38.77	53.85	63.92
26	2.05	23.23	35.76	49.28	58.75
27	2.46	34.54	54.34	73.42	87.57
28	2.05	23.28	35.61	49.39	58.53
29	2.19	22.76	34.85	48.51	57.51
32	2.49	24.09	36.60	50.86	60.33
33	2.15	22.67	35.08	48.75	58.37
34	2.18	23.39	35.82	49.72	59.60
35	2.06	21.85	33.67	46.78	55.51
39	2.55	23.64	36.21	49.97	58.88
40	2.07	23.18	35.30	48.74	57.85
41	2.07	22.89	36.43	51.39	60.76
42	2.08	22.36	34.52	47.68	56.63
43	2.07	22.29	33.97	47.79	56.73
44	2.04	23.36	36.07	50.34	DNF
46	2.83	27.60	42.49	59.08	70.06
47	2.17	22.34	34.48	48.10	57.04
48	2.13	21.55	33.15	46.11	54.75
52	2.22	24.57	38.04	52.79	62.79
53	2.37	23.84	36.74	51.45	60.78
54	2.18	23.14	35.85	50.14	59.67
57	2.13	23.23	35.73	49.58	59.06
59	2.33	27.48	42.01	58.00	68.37
60	2.09	23.56	36.57	51.32	61.18
62	2.00	21.61	34.11	48.91	58.12
65	2.25	22.96	36.02	49.75	58.87
66	2.11	21.81	33.92	47.16	55.68
67	2.13	25.19	38.61	53.83	63.81
68	2.62	25.02	38.47	53.04	62.84
69	2.31	23.69	36.37	50.73	60.04
70	2.21	22.36	34.48	47.86	57.10

Run 1 - Split Times

No.	SP1	SP2	SP3	SP4	FINISH
73	2.04	22.26	34.17	47.47	56.47
74	2.31	27.46	40.56	54.67	64.02
75	2.10	22.11	33.68	46.89	56.30
76	2.04	21.42	32.97	45.84	54.61
77	2.12	21.72	33.20	46.37	55.15
78	2.15	21.94	33.87	47.18	55.95
81	2.30	26.20	40.44	55.38	66.32
82	2.39	24.45	37.55	51.58	61.24
83	2.26	22.80	34.93	49.01	58.17
84	2.28	23.38	35.87	49.26	57.84
85	2.12	20.93	32.15	44.85	53.68
86	2.04	21.51	33.41	46.01	54.79
87	2.08	21.57	32.77	45.57	53.91
88	2.19	23.56	35.44	49.05	57.82
89	2.15	21.48	33.16	45.96	54.47
90	1.97	20.58	31.71	44.28	52.78
94	2.25	25.41	39.81	55.39	65.57
95	2.06	21.96	33.34	46.08	54.84
96	2.28	23.93	36.71	50.66	59.67
98	2.04	21.86	33.75	46.97	55.55
99	2.03	21.04	32.24	44.85	53.24
104	2.03	20.96	31.85	44.74	52.88
105	2.07	20.58	31.42	43.31	50.95
106	2.14	20.68	31.48	43.41	51.12
108	2.89	32.33	50.48	70.64	84.70
109	2.93	27.53	42.47	59.21	70.85
110	2.66	27.22	42.09	58.53	69.53
112	2.77	27.25	41.84	58.23	69.35
114	2.96	30.47	47.06	65.52	78.36
115	2.96	30.64	47.35	65.57	78.75
116	2.70	28.12	43.03	59.76	71.16
117	2.63	26.91	41.24	57.47	68.46
118	2.65	26.60	41.15	58.72	69.88
119	2.63	26.50	41.00	57.25	68.19
122	2.96	28.27	43.50	60.45	72.02
123	2.16	27.30	44.25	63.39	76.97
124	2.31	27.80	43.07	61.16	73.21
125	2.69	28.59	44.51	62.06	73.90
126	2.42	28.54	44.47	61.81	73.42
127	2.57	30.10	46.54	64.53	77.24
128	2.76	27.90	43.07	60.42	72.07
129	2.36	25.07	38.88	54.20	64.20
133	2.46	28.05	43.36	60.31	72.09
134	2.49	26.67	40.92	57.19	68.17
135	2.68	26.78	41.08	57.26	67.93
136	2.36	25.81	39.81	55.76	66.39

Run 1 – Split Times

No.	SP1	SP2	SP3	SP4	FINISH
137	2.65	26.50	40.76	57.28	67.89
138	2.77	26.29	40.30	56.03	66.41
139	2.45	25.33	38.81	54.18	63.98
143	2.63	28.71	43.85	60.25	71.67
144	2.31	25.82	39.76	55.36	66.00
145	2.28	25.20	39.05	54.44	64.58
148	2.44	26.13	40.14	55.89	66.64
152	2.78	28.03	42.91	59.49	71.05
153	2.49	27.02	41.70	57.96	68.93
154	2.57	26.46	40.30	55.72	66.19
157	2.36	89.82			DNF
158	2.35	2.99	17.25	33.33	65.85
159	2.67	26.98	41.84	58.42	69.52
160	2.44	26.41	40.64	56.85	67.68
161	2.33	25.25	39.04	54.33	64.63
163	2.40	24.30	37.58	52.38	62.34
703	2.08	20.57	31.40	43.72	51.55
704	1.91	22.48	34.30	47.60	56.46
710	2.04	22.05	33.73	46.89	55.22
723	2.34	26.16	40.17	56.25	66.76
729	2.31	23.53	36.54	50.62	59.84
741	2.06	22.84	35.23	48.79	58.48
743	2.10	22.06	33.78	47.41	56.19
744	2.09	23.87	38.80	57.73	71.57
752	2.23	24.60	38.68	53.94	64.40
766	2.27	23.13	35.50	49.43	58.30
770	2.19	23.18	36.04	50.20	59.66
776	2.01	22.99	35.47	49.56	59.35
778	2.17	22.41	34.37	47.77	56.81
784	2.22	25.78	39.41	53.95	63.91
786	2.15	23.12	35.88	49.76	59.33
787	2.15	20.88	32.17	44.61	52.75
788	2.03	22.93	36.46	52.49	67.26
794	2.24	25.22	89.32	108.29	121.64
799	2.19	22.36	34.30	47.48	56.22
905	2.10	20.54	31.31	43.46	51.67
915	3.00	33.42	52.96	74.22	88.79
936	2.46	26.80	41.37	57.24	68.26
945	2.59	25.52	38.93	54.48	64.89
961	2.34	25.68	39.49	55.34	66.35

Run 2 – Split Times

No.	SP1	SP2	SP3	SP4	FINISH
2	2.02	20.63	31.75	43.89	51.98
3	2.00	19.97	30.64	42.86	50.74
4	1.81	20.05	30.86	43.09	51.22

Run 2 – Split Times

No.	SP1	SP2	SP3	SP4	FINISH
5	1.96	20.56	31.45	43.50	51.27
6	2.12	21.16	32.05	44.69	53.16
9	2.16	20.51	31.16	43.08	50.94
10	1.97	20.17	30.89	43.00	50.97
14	2.23	24.38	37.15	51.60	61.15
17	2.45	26.01	40.01	55.94	66.29
18	2.51	27.76	43.14	59.62	71.05
20	2.84	27.48	42.42	59.20	70.39
21	1.97	24.81	38.25	53.39	63.08
22	1.81	24.21	38.11	52.64	62.37
23	2.31	24.64	37.95	53.12	63.10
26	2.06	22.53	34.49	48.23	57.39
27	2.22	23.63	36.28	50.30	DNF
27	2.19	23.11	35.41	49.62	58.74
28	2.03	22.56	35.01	48.43	57.46
29	2.16	22.60	34.76	48.56	57.63
32	2.42	23.69	36.05	50.27	60.00
33	2.12	22.41	34.68	48.68	58.35
34	2.17	22.85	35.39	49.32	58.72
35	2.12	21.69	33.45	46.70	55.36
39	2.49	23.52	36.01	49.89	58.95
40	2.08	23.58	35.60	49.28	58.97
41	1.99	22.62	35.30	49.35	58.81
42	2.12	22.12	33.92	47.08	56.08
43	2.60	22.78	34.56	47.63	56.38
46	2.92	28.25	42.98	59.64	70.91
47	2.20	22.51	34.77	48.49	57.41
48	2.28	21.69	33.29	46.00	54.77
52	2.17	24.00	37.44	52.40	62.75
53	2.29	23.97	36.65	51.20	60.80
54	2.82	23.60	36.23	50.42	59.93
57	2.11	23.00	35.54	49.64	59.20
59	2.66	26.49	40.87	58.01	69.05
60	2.10	23.72	36.60	50.87	60.86
62	2.03	21.58	33.56	46.48	55.40
65	2.17	22.89	35.98	49.57	58.62
66	2.04	21.69	33.45	46.37	55.06
67	2.15	24.47	38.20	53.76	63.99
68	2.12	23.67	37.03	51.68	61.36
69	2.21	22.84	35.58	91.12	DNF
70	2.23	22.11	33.92	47.20	56.02
73	2.04	22.77	34.79	48.18	57.53
74	2.40	22.37	34.27	47.28	56.63
75	2.08	22.46	34.16	47.14	56.21
76	1.99	21.57	33.23	46.26	55.19
77	2.12	22.43	34.02	127.31	141.50

Run 2 – Split Times

No.	SP1	SP2	SP3	SP4	FINISH
78	2.24	77.48	94.15		DNF
81	2.41	26.03	40.00	55.58	66.45
82	2.36	24.20	37.04	51.43	61.13
83	2.24	22.42	34.46	48.39	57.33
84	2.23	22.15	34.35	47.24	55.84
85	2.11	20.98	32.37	45.39	54.19
86	2.02	21.36	91.20		DNF
87	2.13	21.44	32.63	45.21	53.62
89	2.16	21.54	32.68	45.55	54.07
90	1.93	20.63	31.81	44.40	52.73
94	2.16	24.68	38.71	53.67	63.76
96	2.20	23.87	36.49	50.41	59.75
98	2.07	23.55	37.23	54.44	67.29
99	1.94	20.88	32.29	45.03	53.62
104	1.98	21.46	32.44	45.18	53.34
105	1.99	20.88	31.77	43.90	51.71
106	2.07	20.56	31.51	43.64	51.57
108	2.95	31.98	50.36	70.99	85.26
109	2.73	27.21	41.93	58.24	69.61
110	2.65	27.15	42.06	58.45	69.65
112	2.70	27.38	42.34	59.02	70.30
114	3.22	30.54	47.17	65.74	78.76
115	2.83	30.07	46.47	64.98	78.02
116	2.77	27.92	42.93	59.49	71.21
117	2.68	26.72	41.21	57.49	69.01
118	2.59	26.65	41.20	57.36	68.42
119	2.58	26.89	41.31	57.69	69.34
122	3.04	28.08	43.25	60.18	71.67
123	2.20	26.02	42.03	61.15	74.00
124	2.33	27.82	43.07	60.24	72.15
125	2.78	28.68	44.29	61.30	73.29
126	2.40	28.38	43.77	60.39	71.91
128	2.83	27.52	42.45	59.46	71.07
129	2.28	25.11	39.09	54.45	64.75
133	2.48	23.81	44.29	61.52	73.94
134	2.77	27.17	43.06	59.35	70.30
135	2.58	26.05	40.46	56.46	67.24
137	2.56	26.30	40.69	56.97	67.55
138	2.47	25.64	39.47	54.97	65.28
139	2.40	24.76	38.02	53.19	74.53
143	2.58	27.62	43.06	59.32	70.41
144	2.30	25.46	39.51	55.08	65.43
145	2.45	25.46	39.23	54.56	64.74
147	2.69	26.30	40.21	57.10	67.64
147	2.73	26.81	40.88	57.21	68.08
148	2.38	25.94	40.11	55.64	66.45

Run 2 – Split Times

No.	SP1	SP2	SP3	SP4	FINISH
152	2.66	27.65	42.56	59.18	70.61
153	2.41	26.54	40.99	57.38	68.60
154	2.57	25.90	39.77	55.23	65.87
157	2.29	24.90	38.43	53.66	64.28
158	2.38	25.43	39.45	54.86	65.41
159	2.84	27.29	42.16	58.78	69.76
160	2.47	26.17	40.74	57.04	68.36
161	2.32	25.61	39.79	55.20	65.76
163	2.37	24.18	37.66	52.93	62.85
703	2.10	21.00	32.23	44.64	52.79
704	1.93	21.41	32.95	46.03	54.75
710	2.22	22.49	34.48	47.77	56.27
723	2.29	25.96	40.02	56.00	66.55
729	2.76	24.06	36.57	50.62	60.08
741	2.02	22.37	34.54	48.06	57.34
743	2.01	21.39	33.07	46.03	54.77
752	2.18	24.29	37.93	53.36	63.90
766	2.20	22.51	34.40	48.46	57.42
770	2.22	22.75	35.45	49.79	59.28
776	2.03	22.68	35.10	49.17	58.73
778	2.20	22.78	35.52	49.12	58.40
784	2.26	24.85	38.21	53.00	62.63
786	2.10	22.19	34.45	47.82	56.81
787	2.10	20.92	32.18	44.60	52.66
794	2.20	26.10	40.30	55.56	66.27
799	2.00	21.97	33.75	47.02	55.74
905	2.07	20.57	31.54	43.79	51.84
915	2.94	33.40	52.44	73.91	88.62
945	2.42	25.27	38.93	54.19	64.31
961	2.32	25.00	38.61	54.39	64.79



Harewood
Speed Hillclimb
Championship

OMS Racing Harewood Hillclimb Championship Positions after July Event

Pos	Name	March	May 14th	May 15th	June	July	Total
1	Jonathan Mounsey	12.68	17.56	17.71	18.30	17.82	84.07
2	David Sykes	8.62	17.46	17.45	17.55	17.38	78.46
3	Martin Rowe	10.35	16.22	16.24	16.04	16.23	75.08
4	Robert Bellerby	7.35	16.95	16.37	16.43	17.16	74.26
5	Mark Moran	6.32	15.66	16.37	15.85	16.61	70.81
6	Andrew Henson	3.72	17.12	17.27	15.10	17.12	70.33
7	Dale Cordingley	3.68	16.67	15.51	15.28	16.91	68.05
8	Graham Smith	0.00	17.33	17.89	14.44	17.37	67.03
9	Jonathan Medley	0.00	16.54	16.84	16.09	15.97	65.44
10	Les Procter	0.00	16.10	16.29	15.24	17.00	64.63
11	Andrew Barton	0.00	15.90	16.78	14.53	17.11	64.32
12	John Moxham	7.03	14.33	14.55	13.88	14.41	64.20
13	Andy Geen	11.69	0.00	17.50	16.78	17.15	63.12
14	Mike Smith	0.00	15.59	15.97	15.27	15.86	62.69
15	Simon Medley	0.00	15.62	15.15	16.08	15.70	62.55
16	Simon Green	4.86	13.47	13.33	14.57	14.85	61.08
17	Steve Foster	9.60	16.02	0.00	16.33	16.31	58.26
18	Peter Whittle	3.38	13.33	14.24	12.29	14.32	57.56
19	Clare Sullivan	9.03	16.15	15.55	0.00	16.49	57.22
20	Sarah Cordingley	0.00	12.31	14.31	13.37	14.55	54.54
21	Tim Wilson	4.19	15.83	15.80	0.00	16.82	52.64
22	Mike Geen	9.98	16.56	0.00	13.30	12.06	51.90
23	Jon Waggitt	0.00	0.00	17.31	15.80	17.51	50.62
24	Henry Moorhouse	6.63	14.22	0.00	14.84	14.75	50.44
25	Peter Rhodes	0.00	12.35	11.95	13.13	12.97	50.40
26	David Lanfranchi	0.00	11.18	13.27	11.70	14.16	50.31
27	Andy Ball	0.00	16.32	15.44	15.48	0.00	47.24
28	Bob Moorhouse	4.91	13.90	0.00	14.18	12.88	45.87
29	Matthew Sutcliffe	0.47	13.88	14.69	0.00	15.72	44.76
30	Philip Sturdy	11.06	16.79	0.00	16.75	0.00	44.60
31	James Kerr	11.03	16.48	0.00	16.45	0.00	43.96
32	Mike Tate	3.90	13.19	14.13	12.50	0.00	43.72
33	Christopher Price	2.80	10.08	10.27	9.80	10.35	43.30
34	Chris Brown	0.00	14.59	12.71	13.79	0.00	41.09
35	David Grey	0.00	12.68	13.66	14.57	0.00	40.91
36	Steve Owen	6.34	0.00	17.26	0.00	16.40	40.00
37	Ian Thomas	6.23	15.26	15.52	0.00	0.00	37.01
38	James Blackmore	3.68	0.00	17.16	0.00	16.02	36.86
39	Matthew Grey	0.00	10.23	13.71	11.30	0.00	35.24

Pos	Name	March	May 14th	May 15th	June	July	Total
40	Adrian Martin	2.16	10.63	10.13	0.00	9.87	32.79
41	Michael Underwood	0.19	10.35	0.00	9.38	11.27	31.19
42	Chris Wise	4.21	0.00	0.00	14.05	12.64	30.90
43	Mike Baxter	3.45	0.00	8.65	8.86	8.73	29.69
44	Geoffrey Barker	0.18	6.87	6.31	6.48	9.05	28.89
45	Lynn Owen	0.00	0.00	13.68	0.00	14.38	28.06
46	Carl Hughes	0.00	14.10	0.00	13.92	0.00	28.02
47	Matthew Taylor	0.00	12.90	14.64	0.00	0.00	27.54
48	Oliver Heselton	3.73	12.41	0.00	10.32	0.00	26.46
49	Nitish Singh	3.86	11.22	0.00	10.95	0.00	26.03
50	Roger Fish	7.85	16.34	0.00	0.00	0.00	24.19
51	Joe Harriman	0.00	0.00	0.00	13.32	10.87	24.19
52	Mark Warren	8.28	0.00	0.00	15.56	0.00	23.84
53	Richard Paterson	0.00	10.17	0.00	0.00	10.95	21.12
54	Gary Kyle	0.00	9.51	0.00	11.27	0.00	20.78
55	John Chacksfield	5.62	0.00	0.00	14.38	0.00	20.00
56	Richard Pope	2.65	7.75	8.41	0.00	0.00	18.81
57	Mark Anderson	0.00	9.17	0.00	9.47	0.00	18.64
58	Bronwen Waggitt	0.00	0.00	4.16	6.04	8.16	18.36
59	Anthony Patrick	0.00	7.97	0.00	8.23	0.00	16.20
60	Tracey Taylor-West	1.45	0.00	0.00	5.41	7.90	14.76
61	George Hardman	0.00	13.27	0.00	0.00	0.00	13.27
62	Glyn Sketchley	0.00	0.00	13.02	0.00	0.00	13.02
63	Tim Davies	0.39	0.00	0.00	10.41	0.00	10.80
64	Michael Bellerby	0.00	0.00	0.00	7.43	0.00	7.43
65	Richard Vaughan	0.00	7.12	0.00	0.00	0.00	7.12
66	Mark Tabor	0.00	0.85	0.00	5.67	0.00	6.52
67	Michael Bailey	6.15	0.00	0.00	0.00	0.00	6.15
68	Stuart Bailey	5.08	0.00	0.00	0.00	0.00	5.08
69	Mark Dempster	0.00	0.00	3.06	0.00	0.00	3.06
70	Paul Topham	0.00	0.00	1.97	0.00	0.00	1.97
71	James Clarke	0.00	0.00	0.00	0.00	0.00	0.00
72	Nick Cook	0.00	0.00	0.00	0.00	0.00	0.00
73	Tony Hildreth	0.00	0.00	0.00	0.00	0.00	0.00
74	Andrew Magiy	0.00	0.00	0.00	0.00	0.00	0.00

**OMS Racing Harewood Hillclimb
FTD Championship
Positions after July Event**

Pos	Name	March	May 14th	May 15th	June	July	Total
1	Andrew Henson	8	10	9	9	9	45
2	Dale Cordingley	3	9	5	7	7	31
3	Jon Waggitt	0	0	10	10	10	30
4	Steve Owen	10	0	8	0	8	26
5	Tim Wilson	7	7	6	0	6	26
6	Andy Ball	0	8	4	8	0	20
7	James Blackmore	6	0	7	0	5	18
8	John Chacksfield	9	0	0	5	0	14
9	Sarah Cordingley	0	3	3	4	3	13
10	David Grey	0	5	0	6	0	11
11	Graham Smith	0	6	0	2	2	10
12	Les Procter	0	4	0	3	1	8
13	Lynn Owen	0	0	2	0	4	6
14	Jonathan Mounsey	5	0	0	0	0	5
15	Matthew Grey	0	2	1	1	0	4
16	Philip Sturdy	4	0	0	0	0	4
17	Mark Moran	2	0	0	0	0	2
18	Matthew Sutcliffe	0	1	0	0	0	1
19	Ian Thomas	1	0	0	0	0	1

Ladies Championship

- 1st—Clare Sullivan
2nd—Sarah Cordingley
3rd—Lynn Owen

A big thank you to all the competitors who have supplied e-mail addresses on their entry forms. If you have supplied an e-mail address and haven't had a response, please e-mail as below, or re-print clearly on your next entry form. We are experimenting with e-mail acknowledgments and appreciate your co-operation. If you have any comments or feedback please contact me on:

wilson.harewood@ntlworld.com

Hope you all enjoyed the day, and look forward to seeing you again!
Jackie Wilson—Entries Secretary

Marshals Draw

Saturday 2nd July

Whiskey (donated by BARC) - Jan Jagger

White Wine (donated by BARC) - Mike Evans

Red Wine (donated by BARC) - Peter Walker

White Wine (donated by George Bleasdale) - John Simms

White Wine (donated by George Bleasdale) - John Lawrie

Mobile Shirt (donated by Mobil) - Andrew Fell

Red Wine (donated by Geoff Harrison) - G Miles

Sunday 3rd July

Whiskey (donated by BARC) - Michael Patchett

White Wine (donated by BARC) - John Goldsborough

Red Wine (donated by BARC) - Neil Cruise

Red Wine (donated by Laurie Ritchie) - Chris Brook

White Wine (donated by Tim & Jackie Wilson) - Roy Whittaker

White Wine (donated by George Bleasdale) - Daphne Walker

White Wine (donated by Geoff Harrison) - Arthur Heaton

Model Peugeot WRC Car (donated by Mobil) - Joyce Swan

Red Merlot Wine (donated by Peter Rhodes) - Thomas Moore

Red Beaujolais Wine (donated by Steve & Lynn Owen) - Keith Wilson

Vodka (donated by James Blackmore) - Peter Walker



**HAREWOOD SPEED
HILLCLIMB DRIVING SCHOOLS**

Improve your chances in 2005

***Our pupils have gone on to
win championships & break class records***

Join the winners!

Fabulous gift or treat yourself

Thursdays

7th April

28th April

26th May (Caterham Academy Day)

21st July

18th August

Advanced Schools

16th June

8th September

These Schools are open to anyone who has attended one of the 'regular' Schools. Application Forms have been sent out so if anyone feels they qualify and have not received a form, please contact Pat Kenyon

Driving School Administrator Pat Kenyon

(0114) 234 0478 or (0114) 285 1114

e-mail: pkenyon@holdworth.fsnet.co.uk