



**BRITISH AUTOMOBILE RACING CLUB
YORKSHIRE CENTRE
MONTAGUE BURTON TROPHY MEETING
7th August 2005
FINAL RESULTS**



Waggitt makes it four in a row!

Jon Waggitt made it four Fastest Times of the Day at successive events at Harewood Speed Hillclimb's Montague Burton Trophy meeting on Sunday. Waggitt covered the 1448 metre Yorkshire course in 54.44 seconds in his Reynard Gould F3 2 litre car. Race car constructor, Steve Owen, was only 0.07 seconds behind in his 2 litre Vauxhall powered OMS CF04 cars. The top three was completed by Dale Cordingley in the 1370cc Suzuki powered OMS.

Five of the seven bike class records were broken at the meeting. Leighton Haigh, on a Honda CRF, knocked off a whopping 8 seconds from the 500 – 750 cc bike class record, whilst John Woods took nearly 2 seconds off his own record on the Westlake KSS bike. The three wheelers (with passengers) were also on a mission with Simon Blenkin and Paul Nelson and Jason Reeve and Dawn Bateman breaking their own records by nearly two seconds. Robin Simms lowered his class record by 0.23 seconds on the 350 cc KTM.

Two car class records were also broken by their existing holders. Timothy Kemp took 0.3 seconds off the Jaguar XK cars class in his XK140, whilst Robert Kenrick lowered the record he set a year ago in his Caterham Honda by a further 0.3 seconds.

The battle in class 1 was settled in Clare Sullivan's favour, 0.15 seconds ahead of Stuart Bullas' Austin Healy Sprite. In class 2 the gap was even closer with Andy Geen taking the honours in his Peugeot 205, 0.03 seconds ahead of Russell Herrings similar car.


Jonathan Mounsey retained his stranglehold on the OMS Racing Harewood Speed Hillclimb Championship, with yet another class win.

John Hoyle struggled with tyres on his Westfield in class 5 until he settled on a set that gave him the class win on the final run, ahead of Simon Medley's Caterham R400, who was himself ahead of father Jonathan.

Competition was hot in the Formula Ford class with the win going to Mark Moran in the Van Diemen ahead of class record holder David Bailey.

In the sportscar class Les Procter in the OMS SC3 and Graham Smith in the Radical SR3 slugged it out. In the end the OMS driver came out on top by 0.4 seconds.

The two fastest ladies both scored exactly the same times. Lynn Owen put in a 57.24 second run. Sarah Cordingley was the next car up the hill and also recorded a 57.24 seconds. Both were driving OMS race cars!



*Jon Waggitt—
photo by whatmonegatives*

Fastest time of the day

Jon Waggitt, Reynard Gould F3, 54.44

Steve Owen, OMS CF04, 54.51

Dale Cordingley, OMS 2000M, 55.10

Car Classes

Peter Callaghan, Ginetta G12, 64.52

Clive Coote, Caterham 7, 67.51

Timothy Kemp, Jaguar XK140, 71.54 (Class Record)

Clare Sullivan, Mini, 70.10

Andy Geen, Peugeot 205, 68.18

Jonathan Mounsey, Mitsubishi EVO, 63.97

Robert Bellerby, Sylva Striker, 63.19

John Hoyle, Westfield, 62.90

Mike Geen, Peugeot 205, 66.01

Chris Wise, Escort RS, 65.37

Mark Moran, Van Diemen, 62.67

Robert Kenrick, Caterham Honda, 58.68 (Class Record)

Haydn Spedding, Jaguar E Type, 63.24

Les Procter, OMS SC3, 58.47

Dave Banner, OMS 2000M, 55.42

Dale Cordingley, OMS 2000M, 55.10

Jon Waggitt, Reynard Gould F3, 54.44

Bill Hutchins, Pilbeam MP58, 56.80

Motorbike Classes

Ian Cass, Yamaha TZ, 74.72

Robin Simms, KTM, 71.63 (Class Record)

Peter Short, Kawasaki, 67.83

Leighton Haigh, Honda CRF, 61.34 (Class Record)

John Woods, Westlake KSS, 63.47 (Class Record)

Simon Blenkin/Paul Nelson, FRS, 68.34 (Class Record)

Jason Reeve/Dawn Bateman, FRS, 61.34 (Class Record)

FINAL RESULTS

Class 11 Ginetta Cars

Record: 61.16 11-Apr-04 Bogey: 0

Holder: Bill Hutchins Ginetta G27 V8 4445cc

Champ. No.	Driver	Car	cc	1st	2nd	Best	Pos
54	Peter Callaghan	Ginetta G12	1652	64.52	64.68	64.52	1
51	Michael Hullock	Ginetta G4	1380	67.14	66.82	66.82	2
53	Stuart Harris	Ginetta G21	1796	67.10	68.80	67.10	3
49	Duncan Campbell	Ginetta G4	2500	68.62	68.66	68.62	4
50	Phil Chatterton	Ginetta G4	1997	69.00	68.64	68.64	5
47	Matthew Eady	Ginetta G15	998	72.22	72.28	72.22	6
46	Les Czakow	Ginetta G15	998	73.55	72.33	72.33	7
52	Nick Stephens	Ginetta G4	1700	withdrawn			

Class 17 Caterham Cars

Record: 66.65 05-Jun-05 Bogey: 0

Holder: Richard McCann Caterham 7 1600cc

Champ. No.	Driver	Car	cc	1st	2nd	Best	Pos
78	Clive Coote	Caterham 7	1600	67.89	67.51	67.51	1
61	Norman Crighton	Caterham 7	1600	73.87	67.84	67.84	2
70	Ben Rockey	Caterham 7	1598	68.84	68.46	68.46	3
58	Peter Flynn	Caterham 7	1588	68.63	68.78	68.63	4
71	Toby Dicker	Caterham 7	1600	68.66	68.69	68.66	5
76	Tom Hayman-Joyce	Caterham 7	1600	68.66	70.33	68.66	5
74	Martin Emerson	Caterham 7	1588	69.10	68.96	68.96	7
65	Michael Rowland	Caterham 7	1588	70.07	69.02	69.02	8
68	Luke Embling	Caterham 7	1600	69.76	69.12	69.12	9
81	Rick Scannell	Caterham 7	1598	69.23	69.18	69.18	10
57	Martin Boakes	Caterham 7	1600	71.42	69.21	69.21	11
63	Glyn Davies	Caterham 7	1600	70.71	69.29	69.29	12
73	Matthew Waltham	Caterham 7	1600	69.33	69.44	69.33	13
80	Phil Kain	Caterham 7	1600	69.40	69.43	69.40	14
75	Richard Webb	Caterham 7	1600	69.75	69.77	69.75	15
72	Paul Glenister	Caterham 7	1600	69.96	69.77	69.77	16
64	Hugh Smith	Caterham 7	1600	69.79	70.15	69.79	17
60	Joe Campbell	Caterham 7	1600	70.13	76.62	70.13	18
82	Oliver Benjamin	Caterham 7	1600	71.58	70.30	70.30	19
62	Andy Skinner	Caterham 7	1588	70.49	71.24	70.49	20
59	Andrew Hawken	Caterham 7	1600	89.01	70.70	70.70	21
66	John Brewer	Caterham 7	1600	72.04	70.82	70.82	22
69	Paul-Anthony Violet	Caterham 7	1600	fail	70.90	70.90	23
56	Graham Coyle	Caterham 7	1600	72.63	71.25	71.25	24
55	Anthony Rodrigues	Caterham 7	1588	72.63	72.60	72.60	25
67	Katy Richards	Caterham 7	1600	73.18	73.22	73.18	26
77	Emma Frost	Caterham 7	1600	74.66	73.77	73.77	27
79	Stephen Causey	Caterham 7	1588	withdrawn			

Class 25 Jaguar XK Cars**Record:71.85 01-Aug-04 Bogey: 0****Holder: Timothy Kemp Jaguar XK140 3400cc**

Champ. No.	Driver	Car	cc	1st	2nd	Best	Pos
84	Timothy Kemp	Jaguar XK140	3800	71.54	retired	71.54	1
86	Ray Higgs	XK140	3799	78.86	77.86	77.86	2
88	Charles Graves	XK150 FHC	3442	82.04	81.58	81.58	3
83	Tony Payne	XK140 r	3442	83.38	81.71	81.71	4
85	Michael Griffiths	Jaguar XK140	3442	82.11	83.08	82.11	5
87	Julian Bowen	Jaguar XK120	3442	84.19	82.29	82.29	6
89	Andrew Newbound	XK120 DHC	3400	83.19	82.51	82.51	7

Class 1 Road Modified Saloon & Sports Cars up to 1400cc**Record:67.84 03-Aug-03 Bogey: 85.84****Holder: Mike Geen Peugeot 205 1360cc**

Champ. No.	Driver	Car	cc	1st	2nd	Best	Pos
H 94	Clare Sullivan	Austin Mini	1360	70.22	70.10	70.10	1
93	Stuart Bullas	AH Sprits Mk1	1340	70.45	70.25	70.25	2
H 92	Martin Rowe	Citroen AX GT	1360	70.56	71.28	70.56	3
793	Robin Johnson	AH Sprits Mk1	1340	71.46	71.75	71.46	4
90	Paul Wames	Austin Mini	1360	78.16	77.63	77.63	5
91	Debbie Grant	BL Mini	1275	82.99	84.93	82.99	6

Class 2 Road Modified Saloon & Sports Cars over 1400cc & up to 2000cc**Record:87.57 13-Jun-99 Bogey: 85.57****Holder: Bobby Fryers Renault Clio Williams 2000cc**

Champ. No.	Driver	Car	cc	1st	2nd	Best	Pos
H 102	Andy Geen	Peugeot 205	1905	68.18	68.85	68.18	1
101	Russell Herring	Peugeot 205 GTI1926		68.76	68.21	68.21	2
H 98	Andrew Barton	Peugeot 205 GTI1905		68.59	68.52	68.52	3
H 100	David Sykes	Peugeot 205 GTI1905		69.83	68.96	68.96	4
H 99	James Kerr	Peugeot 205 GTI1905		69.14	80.55	69.14	5
H 97	John Moxham	Peugeot 205 GTI1907		71.16	71.57	71.16	6
96	Chris Pearson	Ford Escort	1700	75.62	74.62	74.62	7
95	Steve Mitchell	Citroen Saxo	1600	75.89	74.67	74.67	8
H 122	Simon Green	MGA Twin Cam	1600	77.26	78.56	77.26	9

Class 3 Road Modified Saloon & Sports Cars over 2000cc**Sponsor: KNIGHT FRANK****Record:83.72 05-Jun-05 Bogey: 81.72****Holder: Jonathan Mounsey Mitsubishi Evo 2000Tcc**

Champ. No.	Driver	Car	cc	1st	2nd	Best	Pos
H 111	Jonathan Mounsey	Mitsubishi Evo	2000T	63.97	64.37	63.97	1
110	Peter Hayman	Porsche 996	3600T	66.03	100.94	66.03	2
H 109	Chris Brown	Mitsubishi Evo 8 1997T		68.00	67.68	67.68	3
H 108	Carl Hughes	Mitsubishi Evo 7 1997T		69.12	68.04	68.04	4
107	Malcolm Pinder	Porsche 996	3400	69.62	69.54	69.54	5
H 105	Christopher Price	Sierra XR4i	3700	73.06	72.36	72.36	6
H 103	Richard Pope	BMW E30 M3	2300	73.83	74.40	73.83	7

Champ.No.	Driver	Car	cc	1st	2nd	Best	Pos	
	104	Jonathan Moorhouse	BMW 325i	2500	74.12	74.72	74.12	8
	904	Susan Surtees	BMW 325i	2500	81.51	80.16	80.16	9
H	106	Richard Patterson	Escort RS	1597T	retired			

Class 4 Road Modified Kit, Replica, etc. Cars up to 1700cc

Record: 63.14 19-Sep-04 Bogey: 81.14

Holder: Robert Bellerby Sylva Striker 1800cc

Champ.No.	Driver	Car	cc	1st	2nd	Best	Pos	
H	120	Robert Bellerby	Sylva Striker	1600	63.19	63.74	63.19	1
H	119	Mike Smith	Sylva Striker	1700	64.97	65.36	64.97	2
	118	Robert Warwick	Westfield SEIW	1690	66.78	68.03	66.78	3
H	117	Robert Moorhouse	Sylva Stryker	1700	70.35	67.24	67.24	4
H	115	Peter Rhodes	Westfield SE	1660	67.39	67.70	67.39	5
H	116	George Hardman	Westfield SEIW	1598	67.98	67.56	67.56	6
H	114	Oliver Heselton	Sylva Mojo	1600	70.71	70.82	70.71	7
H	113	Geoffrey Barker	Westfield SE	1700	73.06	73.27	73.06	8
H	112	Richard Vaughan	Locost 7	1600	74.81	75.63	74.81	9

Class 5 Road Modified Kit, Replica, etc. Cars over 1700cc

Sponsor: MTA SYSTEMS

Record: 62.28 05-Jun-05 Bogey: 80.28

Holder: John Hoyle Westfield SEIW 1998cc

Champ.No.	Driver	Car	cc	1st	2nd	Best	Pos	
	127	John Hoyle	Westfield SEIW	1998	64.09	62.90	62.90	1
H	926	Simon Medley	Caterham R400	1800	63.99	64.06	63.99	2
H	126	Jonathan Medley	Caterham R400	1800	64.35	64.37	64.35	3
H	125	Mike Tate	Westfield	2000	65.77	64.98	64.98	4
	924	Nick Aveyard	Westfield SE	1760	67.22	66.78	66.78	5
	121	Lindsay Mercer	Caterham 7	1796	68.32	67.90	67.90	6
	124	Rob Sinclair	Westfield SE	1760	68.48	67.93	67.93	7
H	123	Mark Anderson	MK Indy	2000	71.83	70.78	70.78	8

Class 6 Modified Production Cars up to 1400cc, excl. Kit, Replica, etc.

Record: 63.70 10-May-98 Bogey: 81.70

Holder: Matthew Pinder MG Metro 1380cc

Champ.No.	Driver	Car	cc	1st	2nd	Best	Pos	
H	130	Mike Geen	Peugeot 205	1360	66.01	66.20	66.01	1
	131	Roy Bolderson	Mini	1298	75.72	69.41	69.41	2
	128	Peter Marsden	Rover Metro	1396	70.17	69.67	69.67	3
H	129	Anthony Patrick	Austin Mini	998	76.36	73.74	73.74	4
H	132	Philip Sturdy	Rover Metro	1380	fail	retired		

Class 7 Modified Production Cars over 1400cc & up to 2000cc, excl. Kit, Replica, etc.

Record: 60.51 07-Oct-01 Bogey: 78.51

Holder: Mark Waldron Lotus Elise Turbo 1396Tcc

Champ.No.	Driver	Car	cc	1st Run	2nd Run	Best	Position	
H	134	Chris Wise	Escort RS	2000	65.37	65.54	65.37	1
	136	Patrick Walker	Lotus Elise	1796	69.20	68.66	68.66	2

Champ. No.	Driver	Car	cc	1st	2nd	Best	Pos
H 135	Tracey Taylor-West	Lotus Elise	1796	70.10	69.75	69.75	3
146	Kevin Dewane	Lotus Exige	1796	76.08	73.60	73.60	4
133	Paul Smart	Ford XR2	1600	75.04	76.21	75.04	5

Class 9 Formula Ford 1600 pre-1994

Record: 60.95 11-Apr-04 Bogey: 78.95

Holder: David Bailey Swift SC93F 1600cc

Champ. No.	Driver	Car	cc	1st	2nd	Best	Pos
H 141	Mark Moran	Van Deimen RF89	1600	63.61	62.67	62.67	1
142	David Bailey	Swift SC93F	1600	63.17	62.88	62.88	2
H 140	Ian Thomas	Swift SC93F	1600	64.67	64.33	64.33	3
139	Alan Davies	Swift FB90	1600	65.75	65.38	65.38	4

Class A Modified Production Cars up to 1400cc merged with Class B

Record: 59.01 01-Aug-04 Bogey: 77.01

Holder: Robert Kenrick Caterham 7 Honda 1137cc

Class B Modified Production Cars over 1400cc & up to 2000cc

Record: 58.33 11-May-03 Bogey: 76.33

Holder: Dave Kimberley Caterham 7 1998cc

Champ. No.	Driver	Car	cc	1st	2nd	Best	Pos
144	Robert Kenrick	Caterham 7	1137	59.73	58.68	58.68	1
H 145	Mark Dempster	Raw Striker	1597	69.27	68.02	68.02	2
143	David Spaul	Westfield SEI	1150	non-starter			

Class 8 Modified Production Cars over 2000cc, excl. Kit, Replica, etc merged with Class C

Sponsor: BWD RENSBURG

Record: 59.32 18-Sep-04 Bogey: 77.32

Holder: Simon Bainbridge Audi S2 Coupe 2226Tcc

Class C Modified Production Cars over 2000cc

Record: 58.17 08-Jul-97 Bogey: 76.17

Holder: Tim Coventry Westfield SEight 5300cc

Champ. No.	Driver	Car	cc	1st	2nd	Best	Pos
138	Haydn Spedding	Jaguar E-type	4235	63.82	63.24	63.24	1
149	Stephen Brocombe	TVR Griffith	4300	70.64	71.07	70.64	2
147	John Simpson	TVR Sagaris	4000	70.92	71.71	70.92	3
148	Chris Lumbard	TVR Griffith	5000	71.73	71.10	71.10	4
137	Martyn Hayward	Austin Healey	3000	79.58	79.41	79.41	5

Class D Hillclimb Super Sports Cars merged with Class F

Record: 56.44 05-Jul-98 Bogey: 74.44

Holder: Martin Groves Mallock Mk20B 1700cc

Class E Sports Libre Cars up to 1400cc merged with Class F

Record: 55.36 03-Jul-05 Bogey: 73.36

Holder: Edward Hoiller OMB SC1 1370cc

Class F Sports Libre Cars over 1400cc & up to 2000cc

Record: 54.77 03-Jul-05 Bogey: 72.77

Holder: Simon Fidoe Pilbeam MP43 1998cc

Champ. No.	Driver	Car	cc	1st	2nd	Best	Pos	
H 152	Les Procter	OMS SC3	1300	fail	58.47	58.47	1	
H 153	Graham Smith	Radical SR3	1400	58.87	59.13	58.87	2	
H 151	Matthew Sutcliffe	Matador Special	1197	60.73	60.22	60.22	3	
	154	Graham Midgley	OMS SC1B	1300T	61.36	61.23	61.23	4
	150	Jim Naylor	Mallock Mk14	1700	fail	64.15	64.15	5

Class H Racing Cars up to 600cc merged with Class I

Record: 57.58 06-Jul-03 Bogey: 75.58

Holder: Adam Steel Martlet DM8 598cc

Class I Racing Cars over 600cc & up to 1100cc

Record: 54.35 06-Jul-03 Bogey: 72.35

Holder: Mark Budgett Force 1080cc

Champ. No.	Driver	Car	cc	1st	2nd	Best	Pos	
	161	Dave Banner	OMS 2000M	1098	55.42	63.72	55.42	1
	160	Anthony Levitt	OMS PR	1095	57.53	57.55	57.53	2
	158	Robbie Garden	OMS SF2	1098	59.46	59.80	59.46	3
	960	Richard Levitt	OMS PR	1095	61.07	60.13	60.13	4
	157	Peter Clark	Jedi MkIV	600	64.04	63.17	63.17	5
	159	Allan Stanforth	Megapin HC04	1098	66.94	105.85	66.94	6

Class J Racing Cars over 1100cc & up to 1600cc

Record: 53.97 16-May-04 Bogey: 71.97

Holder: Phil Cooke Force PC 1585cc

Champ. No.	Driver	Car	cc	1st	2nd	Best	Pos	
H 167	Dale Cordingley	OMS 2000M	1370	55.10	55.25	55.10	1	
H 170	James Blackmore	OMS CF04	1500	56.69	55.75	55.75	2	
	162	Eynon Price	OMS	1198	56.99	56.04	56.04	3
H 967	Sarah Cordingley	OMS 2000M	1370	57.55	57.24	57.24	4	
	969	Mark Goodyear	OMS CF04	1300	58.25	57.59	57.59	5
H 165	David Grey	OMS CF	1370	58.15	58.72	58.15	6	
H 965	Matthew Gray	OMS CF	1370	58.20	fail	58.20	7	
	164	Tony Marlow	Tiga SF83	1600	62.76	63.44	62.76	8
H 163	Bronwen Waggitt	Brabham BT30	1600	64.21	64.73	64.21	9	
H 169	Tim Wilson	OMS CF04	1300	fail	fail		10	
	166	Peter Hamilton	Speads RMD4	1299	withdrawn			
H 168	Andy Ball	OMS 2000M	1300	non-starter				

Class K Racing Cars over 1600cc & up to 2000cc

Sponsor: GUYSON INTERNATIONAL

Record: 52.59 03-Jul-05 Bogey: 70.59

Holder: Trevor Wills OMS CF04 1998cc

Champ. No.	Driver	Car	cc	1st	2nd	Best	Pos
H 173	Jon Waggitt	Reynard Gould F3	2000	56.38	54.44	54.44	1
H 172	Steve Owen	OMS CF04	1998	54.51	54.90	54.51	2
H 972	Lynn Owen	OMS CF04	1998	58.45	57.24	57.24	3
H 171	George Bleasdale	Pilbeam MP88	2000	58.50	57.93	57.93	4

Class G Sports Libre Cars over 2000cc merged with Class L

Record: 54.85 04-Jul-99 Bogey: 72.85

Holder: Christian Minneff SPA SC001 3500cc

Class L Racing Cars over 2000cc

Record: 50.05 03-Jul-05 Bogey: 68.05

Holder: Martin Groves Gould GR55 3500cc

Champ. No.	Driver	Car	cc	1st	2nd	Best	Pos
974	Bill Hutchens	Pilbeam MP58H	2800	57.33	56.80	56.80	1
174	Tony Luxton	Pilbeam MP58H	2800	58.25	56.97	56.97	2
156	Don Burt	YKC Raider	4600	71.41	71.75	71.41	3
155	George Tatham	McLaren M12C	7450	76.78	77.93	76.78	4

Class B1 Motor Cycles not over 250cc

Record 67.23 08-Jun-04 Bogey 0

Holder Peter Short Honda CR 250cc

No.	Name	Motorcycle	cc	1st	2nd	Best	Pos
16	Ian Cass	Yamaha TZ	250	74.72	76.56	74.72	1
17	Peter Jordan	Royal Enfield	250	78.48	77.23	77.23	2
15	Roy Thompson	Yamaha TZR	250	85.00	84.81	84.81	3
14	Geoff Barradough	Ducati	250	87.55	89.77	87.55	4

Class B2 Motor Cycles over 250cc and not over 350cc

Record 71.88 08-Jun-04 Bogey 0

Holder Robin Sims KTM 350cc

No.	Name	Motorcycle	cc	1st	2nd	Best	Pos
18	Robin Sims	KTM	350	71.63	71.93	71.63	1

Class B3 Motor Cycles over 350cc and not over 500cc

Record 64.57 08-Jun-04 Bogey 0

Holder Glyn Poole Honda CR 491 cc

No.	Name	Motorcycle	cc	1st	2nd	Best	Pos
23	Peter Short	Kawasaki	500	68.21	67.83	67.83	1
24	Jamie Mitchell	Kawasaki	500	67.98	68.26	67.98	2
25	Richard Bowker	Honda CRF	450	69.95	70.47	69.95	3
22	Duncan Dixon	Honda CR	499	73.27	73.17	73.17	4
21	Martin Page	KSS Jawa	499	76.63	77.42	76.63	5
20	Colin Chapman	Honda CR	500	0			6
19	Ross Pearson	Triumph	500	0			7

Class B4 Motor Cycles over 500cc and not over 750cc

Record 69.74 25-Aug-02 Bogey 0

Holder Brett Haley Yamaha R6 599 cc

No.	Name	Motorcycle	cc	1st	2nd	Best	Pos
27	Leighton Halgh	Honda CRF	509	62.22	62.41	61.34	1
30	Jon Staden	Husaberg	640	64.35	64.51	63.75	2
26	Paul Jeffery	Honda CR	508	64.91	64.37	63.78	3
32	Guy Urseil	KTM	540	69.98	69.33	69.33	4
28	John Nelson	Triumph	710	75.22	74.12	74.12	5
29	Simon Taylor	Triton	750	79.12	77.66	77.66	6

No.	Name	Motorcycle	cc	1st	2nd	Best	Pos
33	John Coverdale	BSA	600	80.21	80.83	80.21	7
31	Richard Walker	CCM 604DS	598	82.19	84.51	82.19	8

Class B5 Motor Cycles over 750cc and not over 1300cc

Record 65.23 25-Aug-02 Bogey 0

Holder John Woods Weslake KSS 920 cc

No.	Name	Motorcycle	cc	1st	2nd	Best	Pos
39	John Woods	Weslake KSS	920	64.49	64.41	63.47	1
35	Paul Jarrett	Yamaha R1	1,000	66.50	66.91	66.50	2
37	Sam Matthewman	Suzuki TL	1000S	68.16	67.75	67.75	3
36	Doug Pamell	Aprilia	998	68.78	68.79	68.78	4
38	John Golda	Suzuki	1,074	74.93	75.67	74.93	5
34	Tom Morgan	Suzuki TL	1000S	79.26	80.71	79.26	6

Class B6 Motor Cycle Side Cars And Three Wheelers One Wheel Drive

Record 70.21 06-Jun-04 Bogey 0

Holder Simon Blenkin FRS 1,100cc

No.	Name	Motorcycle	cc	1st	2nd	Best	Pos
42	Simon Blenkin & Paul Nelson	FRS	1,100	68.34	69.78	68.34	1
41	Harry Foster & Carol Foster	BMW	1,100	72.66	72.79	72.66	2
40	Fred Reeve & Kevin Hoole	FRS	1,053	73.60	75.37	73.60	3
43	Moz Baines & Peter Jordan	Norton	600	92.45	91.27	91.27	4

Class B7 Motor Cycle Side Cars And Three Wheelers Two Wheel Drive

Record 61.34 25-Aug-02 Bogey 0

Holder Jason Reeve FRS 1,216 cc

No.	Name	Motorcycle	cc	1st	2nd	Best	Pos
44	Jason Reeve & Dawn Bateman	FRS	1,216	59.84	60.04	59.84	1

Motorcycle Run off

No.	Name	Motorcycle	cc	3rd Run
23	Peter Short	Kawasaki	500	61.34
24	Jamie Mitchell	Kawasaki	500	63.75
25	Richard Bowker	Honda CRF	450	63.78
30	Jon Staden	Husaberg	640	63.47
26	Paul Jeffery	Honda CR	508	66.50

Marshals Draw

Whiskey (donated by BARC) - Andrew Sherretr

White Wine (donated by BARC) - Richard Goldie

Red Wine (donated by BARC) - Bob Buchan

White Wine (donated by George Bleasdale) - Simon Marston


White Wine (donated by George Bleasdale—A Feli

Red Wine (donated by Dale Cordingley) - Matthew Cruise

Red Wine (donated by Sarah Cordingley - Jan Gray

Thanks to all our Sponsors

**Knight
Frank**



Barnes Catering

KT Green

Caterham Cars

CUYSON

Exxon Mobile

Rensburg

Investment
Management

Nicholas Smith



SYSTEMS

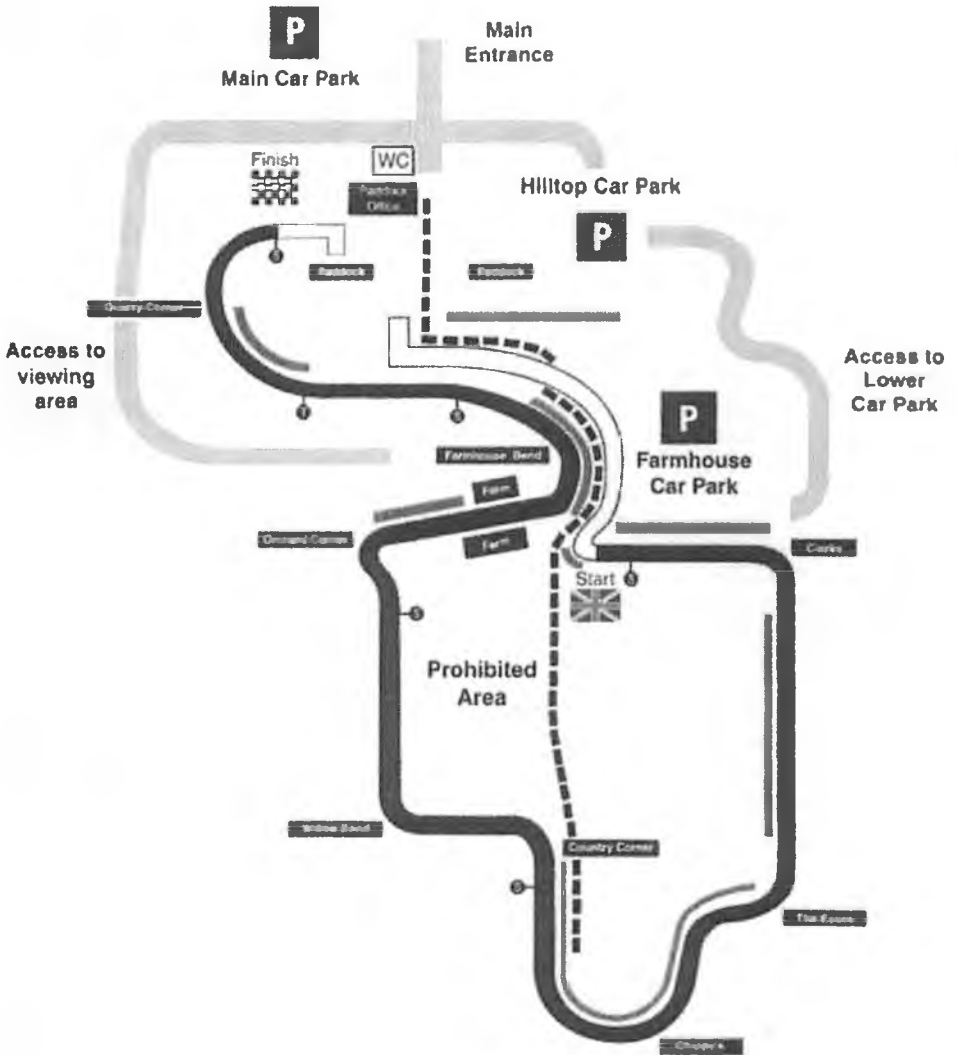
Simon Harrison
Photographs

SPA Training
Development

Whatnegativeives

HAREWOOD SPEED HILLCLIMB COURSE

Map showing the position of the splits and speed traps



Run No.1

No.	Driver	Vehicle	64 ft	Split 1	Split 2	Split 3	Finish	Speed
14	Geoff Barradough	Ducati	2.71	34.05	52.69	73.00	87.55	37.03
15	Roy Thompson	Yamaha TZR	2.48	33.26	51.78	71.16	85.00	38.14
16	Ian Cass	Yamaha TZ	2.30	28.64	45.32	63.06	74.72	43.39
17	Peter Jordan	Royal Enfield	2.49	29.79	46.91	65.02	78.48	41.31
18	Robin Sims	KTM	2.26	27.21	42.83	59.84	71.63	45.26
21	Martin Page	KSS Jawa	2.55	29.93	46.30	64.27	76.63	42.31
22	Duncan Dixon	Honda CR	2.34	28.63	44.59	61.27	73.27	44.25
23	Peter Short	Kawasaki	1.98	26.30	40.98	57.06	68.21	47.53
24	Jamie Mitchell	Kawasaki	2.15	26.52	41.07	56.87	67.98	47.69
25	Richard Bowker	Honda CRF	2.12	27.11	42.18	58.46	69.95	46.35
26	Paul Jeffrey	Honda CR	1.85	24.99	38.91	54.25	64.91	49.95
27	Leighton Haigh	Honda CRF	2.17	24.06	37.36	52.13	62.22	52.11
28	John Nelson	Triumph	2.30	29.14	45.36	63.04	75.22	43.10
29	Simon Taylor	Triton	2.40	30.34	47.71	66.11	79.12	40.98
30	Jon Staden	Husaberg	2.03	24.94	38.95	53.81	64.35	50.38
31	Richard Walker	CCM 604DS	2.29	31.95	49.39	68.60	82.19	39.44
32	Guy Ursell	KTM	2.30	27.37	42.32	58.62	69.98	46.33
33	John Coverdale	BSA	2.30	31.63	48.68	67.15	80.21	40.42
34	Tom Morgan	Suzuki TL	2.35	31.11	48.13	66.56	79.26	40.90
35	Paul Jarrett	Yamaha R1	2.05	25.94	40.13	56.17	66.50	48.75
36	Doug Pamell	Aprilia	2.11	26.75	41.66	57.83	68.78	47.14
37	Sam Matthewman	Suzuki TL	2.36	26.60	41.22	56.88	68.16	47.56
38	John Golda	Suzuki	2.12	29.77	45.94	62.88	74.93	43.27
39	John Woods	Weslake KSS	2.12	25.29	39.03	54.13	64.49	50.27
40	Fred Reeve/Kevin Hoole	FRS	2.63	30.17	45.83	62.48	73.60	44.05
41	Harry Foster/Carol Foster	BMW	2.20	27.83	43.65	60.97	72.66	44.62
42	Simon Blankin/ Paul Nelson	FRS	2.16	26.56	41.20	57.49	68.34	47.44
43	Moz Baines/Peter Jordan	Norton	2.75	34.61	54.98	76.88	92.45	35.07
44	Jason Reeve/ Dawn Bateman	FRS	2.29	23.58	36.28	50.28	59.84	54.18
46	Les Czakow	Ginetta G15	2.55	27.96	43.41	61.13	73.55	44.08
47	Matthew Eady	Ginetta G15	2.67	27.98	43.40	60.40	72.22	44.89
49	Duncan Campbell	Ginetta G4	2.78	28.82	41.59	57.59	68.62	47.25
50	Phil Chatterton	Ginetta G4	2.45	26.73	41.56	57.71	69.00	46.99
51	Michael Hullock	Ginetta G4	2.83	26.32	40.39	56.39	67.14	48.29
53	Stuart Harris	Ginetta G21	2.53	26.24	40.24	56.49	67.10	48.32
54	Peter Callaghan	Ginetta G12	2.41	24.95	38.46	53.70	64.52	50.25
55	Anthony Rodrigues	Caterham 7	2.52	27.56	43.66	61.02	72.63	44.64
56	Graham Coyle	Caterham 7	2.34	28.48	44.36	61.35	72.63	44.64
57	Martin Boakes	Caterham 7	2.67	27.93	43.41	59.70	71.42	45.39
58	Peter Flynn	Caterham 7	2.52	26.82	41.35	57.37	68.63	47.24
59	Andrew Hawken	Caterham 7	2.68	27.27	41.82	74.25	89.01	36.42
60	Joe Campbell	Caterham 7	2.39	27.54	42.68	58.91	70.13	46.23
61	Norman Crighton	Caterham 7	2.43	26.36	40.74	56.54	73.87	43.89
62	Andy Skinner	Caterham 7	2.38	26.79	42.20	58.74	70.49	45.99

Run No.1

No.	Driver	Vehicle	64 ft	Split 1	Split 2	Split 3	Finish	Speed
63	Glyn Davies	Caterham 7	2.52	27.51	42.85	59.23	70.71	45.85
64	Hugh Smith	Caterham 7	2.40	27.56	42.47	58.55	69.79	46.45
65	Michael Rowland	Caterham 7	2.52	27.67	42.50	58.77	70.07	46.27
66	John Brewer	Caterham 7	2.59	28.34	43.69	60.38	72.04	45.00
67	Katy Richards	Caterham 7	2.42	28.66	44.45	61.69	73.18	44.30
68	Luke Embling	Caterham 7	2.50	27.17	41.95	58.37	69.76	46.47
69	Paul-Anthony Violet	Caterham 7	2.59	27.62	95.49		DNF	
70	Ben Rockey	Caterham 7	2.34	26.56	41.27	57.84	68.84	47.09
71	Toby Dicker	Caterham 7	2.55	26.56	41.07	57.45	68.66	47.22
72	Paul Glenister	Caterham 7	2.43	27.68	42.62	58.96	69.96	46.34
73	Matthew Waltham	Caterham 7	2.36	26.90	41.46	57.60	69.33	46.76
74	Martin Emerson	Caterham 7	2.41	26.77	41.49	57.97	69.10	46.92
75	Richard Webb	Caterham 7	2.42	27.30	42.30	58.36	69.75	46.48
76	Tom Hayman-Joyce	Caterham 7	2.39	26.49	41.46	57.68	68.66	47.22
77	Emma Frost	Caterham 7	2.51	29.29	45.51	62.84	74.66	43.42
78	Clive Coote	Caterham 7	2.59	26.53	40.90	57.07	67.89	47.75
80	Phil Kain	Caterham 7	2.33	26.58	41.69	58.16	69.40	46.71
81	Rick Scannell	Caterham 7	2.34	26.85	41.65	57.93	69.23	46.83
82	Oliver Benjamin	Caterham 7	2.41	27.88	43.44	60.37	71.58	45.29
83	Tony Payne	XK140 Roadster	3.07	32.55	50.04	69.85	83.38	38.88
84	Timothy Kemp	Jaguar XK140	2.72	27.73	42.88	59.81	71.54	45.32
85	Michael Griffiths	Jaguar XK140	2.96	31.84	49.30	68.60	82.11	39.48
86	Ray Higgs	XK140	2.73	31.15	48.11	66.38	78.86	41.11
87	Julian Bowen	Jaguar XK120	2.92	32.38	50.25	70.76	84.19	38.51
88	Charles Graves	XK150 FHC	2.79	31.92	49.37	68.60	82.04	39.52
89	Andrew Newbound	XK120 DHC	2.81	31.88	49.79	69.38	83.19	38.97
90	Paul Wames	Austin Mini	2.78		22.11	65.48	78.16	41.48
91	Debbie Grant	BL Mini	2.96	3.03	19.76	68.72	82.99	39.06
92	Martin Rowe	Citroen AX GT	2.77	4.37	21.81	59.02	70.56	45.95
93	Stuart Bullas	AH Sprite Mk1	2.64		5.54	58.89	70.45	46.02
94	Clare Sullivan	Austin Mini	0.37			58.75	70.22	46.17
95	Steve Mitchell	Citroen Saxo	2.87	4.10	17.52	63.83	75.89	42.72
96	Chris Pearson	Ford Escort	2.40		18.26	63.15	75.62	42.87
97	John Moxham	Peugeot 205	2.73	4.93	20.68	59.49	71.16	45.56
98	Andrew Barton	Peugeot 205	2.65		14.99	57.45	68.59	47.27
99	James Kerr	Peugeot 205	2.66	26.91	41.47	57.84	69.14	46.89
100	David Sykes	Peugeot 205	2.58	27.38	42.23	58.59	69.83	46.43
101	Russell Herring	Peugeot 205	2.78	26.74	41.15	57.42	68.76	47.15
102	Andy Geen	Peugeot 205	2.66	26.34	40.77	56.91	68.18	47.55
103	Richard Pope	BMW E30 M3	2.70	28.62	44.56	61.98	73.83	43.91
104	Jonathan Moorhouse	BMW 325i	2.70	28.99	44.72	62.20	74.12	43.74
105	Christopher Price	Sierra XR4i	2.87	29.09	44.61	61.51	73.06	44.37
107	Malcolm Pinder	Porsche 996	2.49	26.88	41.58	58.14	69.62	46.57
108	Carl Hughes	Mitsubishi Evo 7	2.16	26.44	41.01	57.41	69.12	46.90
109	Chris Brown	Mitsubishi Evo 8	2.21	26.46	41.03	57.07	68.00	47.68
110	Peter Hayman	Porsche 996	2.43	26.07	39.86	55.62	66.03	49.10
111	Jonathan Mounsey	Mitsubishi Evo	2.28	24.87	38.54	53.80	63.97	50.68

Run No.1

No.	Driver	Vehicle	84 ft	Split 1	Split 2	Split 3	Finish	Speed
112	Richard Vaughan	Locost 7	2.66	29.01	44.62	62.28	74.81	43.34
113	Geoffrey Barker	Westfield SE	2.47	28.33	43.95	61.11	73.06	44.37
114	Oliver Heselton	Sylva Mojo	2.36	27.78	42.77	59.46	70.71	45.85
115	Petar Rhodes	Westfield SE	2.57	26.49	41.02	56.70	67.39	48.11
116	George Hardman	Westfield SEiW	2.41	26.47	41.11	56.86	67.98	47.69
117	Robert Moorhouse	Sylva Stryker	2.48	26.00	40.20	57.46	70.35	46.08
118	Robert Warwick	Westfield SEiW	2.53	26.28	40.40	56.29	66.78	48.55
119	Mike Smith	Sylva Striker	2.44	25.15	39.20	54.68	64.97	49.90
120	Robert Bellerby	Sylva Striker	2.39	24.90	38.31	53.22	63.19	51.31
121	Lindsay Mercer	Caterham 7	2.75	27.17	42.00	57.79	68.32	47.45
122	Simon Green	MGA Twin Cam	3.22	30.07	46.33	64.59	77.26	41.96
123	Mark Anderson	MK Indy	2.52	28.35	43.55	60.67	71.83	45.13
124	Rob Sinclair	Westfield SE	2.36	27.15	41.71	57.49	68.48	47.34
125	Mike Tate	Westfield	2.32	25.84	39.70	55.35	65.77	49.29
126	Jonathan Medley	Caterham R400	2.32	25.27	38.86	54.14	64.35	50.38
127	John Hoyle	Westfield SEiW	2.32	25.05	38.99	54.06	64.09	50.59
128	Peter Marsden	Rover Metro	2.73	27.38	42.11	58.60	70.17	46.20
129	Anthony Patrick	Austin Mini	2.83	27.89	43.27	63.44	76.36	42.46
130	Mike Geen	Peugeot 205	2.44	25.84	39.62	55.14	66.01	49.11
131	Roy Bolderson	Mini	2.56	34.79	49.00	64.72	75.72	42.82
132	Philip Sturdy	Rover Metro	2.52	25.48	39.05		DNF	
133	Paul Smart	Ford XR2	2.79	28.35	43.92	62.49	75.04	43.20
134	Chris Wise	Escort RS	2.66	25.76	39.47	54.92	65.37	49.59
135	Tracey Taylor-West	Lotus Elise	2.62	27.34	42.27	58.90	70.10	46.25
136	Patrick Walker	Lotus Elise	2.45	26.97	41.85	58.10	69.20	46.85
137	Martyn Hayward	ustlin Healey	2.83	30.61	47.46	66.26	79.58	40.74
138	Haydn Spedding	Jaguar E-type	2.27	25.00	38.47	53.63	63.82	50.80
139	Alan Davies	Swift FB90	2.42	25.46	39.38	54.81	65.75	49.31
140	Ian Thomas	Swift SC93F	2.39	24.99	38.54	53.91	64.67	50.13
141	Mark Moran	Van Deimen RF89	2.53	24.79	38.23	53.34	63.61	50.97
142	David Bailey	Swift SC93F	2.30	24.34	37.72	52.92	63.17	51.32
144	Robert Kenrick	Caterham 7	2.23	23.25	35.74	50.15	59.73	54.28
145	Mark Dempster	Raw Striker	2.53	27.43	41.99	58.09	69.27	46.80
146	Kevin Dewane	Lotus Exige	2.55	29.08	45.48	63.87	76.08	42.61
147	John Simpson	TVR Sagaris	2.70	27.50	42.48	59.41	70.92	45.71
148	Chris Lumbard	TVR Griffith	2.64	28.33	43.67	60.29	71.73	45.20
149	Stephen Broscombe	TVR Griffith	2.82	27.99	43.05	59.56	70.64	45.89
150	Jim Naylor	Mallock Mk14	2.39	55.20			DNF	
151	Matthew Sutcliffe	Matador Special	2.53	24.15	36.82	51.08	60.73	53.38
152	Les Procter	OMS SC3	2.19	23.37	77.13		DNF	
153	Graham Smith	Radical SR3	2.20	23.31	35.79	49.47	58.87	55.07
154	Graham Midgley	OMS SC1B	2.36	23.81	37.02	51.75	61.36	52.84
155	George Tatham	McLaren M12C	2.05	30.26	46.20	64.33	76.78	42.22
156	Don Burt	YKC Raider	2.77	28.11	43.32	60.30	71.41	45.40
157	Peter Clark	Jedi MkIV	2.32	25.05	38.83	53.88	64.04	50.62
158	Robble Garden	OMS SF2	2.27	23.06	35.82	50.09	59.46	54.52

Run No.1

No.	Driver	Vehicle	64 ft	Split 1	Split 2	Split 3	Finish	Speed
159	Allan Staniforth	Megapin HC04	2.56	26.07	40.30	56.23	66.94	48.43
160	Anthony Levitt	OMS PR	2.17	22.65	34.93	48.44	57.53	56.35
161	Dave Banner	OMS 2000M	2.05	21.77	33.61	46.63	55.42	58.50
162	Eynon Price	OMS	2.04	22.14	34.46	47.93	56.99	56.89
163	Bronwen Waggitt	Brabham BT30	2.20	24.64	38.14	53.56	64.21	50.49
164	Tony Marlow	Tiga SF83	2.23	24.32	37.93	52.71	62.76	51.66
165	David Grey	OMS CF	2.18	23.24	35.63	49.20	58.20	55.71
167	Dale Cordingley	OMS 2000M	2.18	21.79	33.35	46.33	55.10	58.84
169	Tim Wilson	OMS CF04	2.24	21.65	33.36		DNF	
170	James Blackmore	OMS CF04	2.24	22.32	34.26	47.63	56.69	57.19
171	George Bleasdale	Pi-beam MP88	2.53	23.13	35.18	49.11	58.50	55.42
172	Steve Owen	OMS CF04	2.08	21.43	32.96	45.58	54.51	59.48
173	Jon Waggitt	Reynard	2.19	21.43	33.12	45.95	56.38	57.50

Gould F3

174	Tony Luxton	Pi-beam MP58H	2.08	22.96	35.11	48.94	58.25	55.66
793	Robin Johnson	AH Sprite Mk1	2.69	27.79	42.97	59.86	71.46	45.37
904	Susan Surtees	BMW 325i Sport	2.79	31.64	49.36	68.52	81.51	39.77
924	Nick Aveyard	Westfield SE	0.46			56.45	67.22	48.23
926	Simon Medley	Caterham R400	2.52	7.42	21.69	53.98	63.99	50.66
960	Richard Levitt	OMS PR	2.79	23.93	36.95	51.22	61.07	53.09
965	Matthew Gray	OMS CF	2.21	22.95	35.33		DNF	
967	Sarah Cordingley	OMS 2000M	2.39	23.10	35.24	48.62	57.55	56.33
969	Mark Goodyear	OMS CF04	2.29	23.09	35.47	49.03	58.25	55.66
972	Lynn Owen	OMS CF04	2.30	22.74	35.15	48.80	58.45	55.47
974	Bill Hutchens	Pi-beam MP58H	2.31	22.85	34.94	48.42	57.33	56.55

Run No.2

14	Geoff Barracough	Ducati	2.75	34.32	53.76	73.99	89.77	36.11
15	Roy Thompson	Yamaha TZR	2.45	32.72	51.87	71.31	84.81	38.23
16	Ian Cass	Yamaha TZ	2.30	29.37	46.17	64.67	76.56	42.35
17	Peter Jordan	Royal Enfield	2.39	29.60	46.04	63.92	77.23	41.98
18	Robin Sims	KTM	2.31	27.47	43.19	60.19	71.93	45.07
21	Martin Page	KSS Jawa	2.59	30.67	47.08	64.99	77.42	41.87
22	Duncan Dixon	Honda CR	2.19	28.59	44.46	61.26	73.17	44.31
23	Peter Short	Kawasaki	2.04	26.29	40.70	56.61	67.83	47.80
24	Jamie Mitchell	Kawasaki	2.18	26.07	41.61	57.38	68.26	47.49
25	Richard Bowker	Honda CRF	2.05	27.15	42.34	58.86	70.47	46.01
26	Paul Jeffrey	Honda CR	1.83	24.58	38.33	53.87	64.37	50.37
27	Leighton Haigh	Honda CRF	2.00	24.07	37.48	52.29	62.41	51.95
28	John Nelson	Triumph	2.30	28.71	44.50	61.76	74.12	43.74
29	Simon Taylor	Triton	2.35	29.88	46.83	65.02	77.66	41.75
30	Jon Staden	Husaberg	2.00	24.95	38.94	54.05	64.51	50.26
31	Richard Walker	CCM 604DS	2.36	32.51	50.50	70.33	84.51	38.36
32	Guy Urseil	KTM	2.26	27.04	41.91	58.11	69.33	46.76
33	John Coverdale	BSA	2.38	31.97	49.16	67.73	80.83	40.11
34	Tom Morgan	Suzuki TL	2.22	31.33	48.40	67.49	80.71	40.17
35	Paul Jarrett	Yamaha R1	2.03	26.39	40.91	56.59	66.91	48.45

No.	Driver	Vehicle	64 ft	Split 1	Split 2	Split 3	Finish	Speed
36	Doug Parnell	Aprilia	2.11	26.77	41.54	57.93	68.79	47.13
37	Sam Matthewman	Suzuki TL	2.57	27.05	41.55	57.10	67.75	47.85
38	John Golda	Suzuki	2.20	30.23	46.41	63.31	75.67	42.84
39	John Woods	Westlake KSS	2.10	25.14	39.17	54.29	64.41	50.33
40	Fred Reeve/Kevin Hoole	FRS	2.58	30.42	46.34	63.92	75.37	43.01
41	Harry Foster/Carol Foster	BMW	2.21	27.74	43.67	61.09	72.79	44.54
42	Simon Blenkin/ Paul Nelson	FRS	2.17	26.68	41.81	58.38	69.78	46.46
43	Moz Baines/Peter Jordan	Norton	2.73	34.57	54.73	76.41	91.27	35.52
44	Jason Reeve/ Dawn Bataman	FRS	2.34	23.83	36.36	50.41	60.04	54.00
46	Les Czakov	Ginetta G15	2.56	27.33	42.34	60.31	72.33	44.82
47	Matthew Eady	Ginetta G15	2.70	28.30	43.45	60.34	72.28	44.85
49	Duncan Campbell	Ginetta G4	2.94	27.02	41.60	57.71	68.66	47.22
50	Phil Chatterton	Ginetta G4	2.58	27.00	41.54	57.70	68.64	47.23
51	Michael Hullock	Ginetta G4	2.58	26.13	39.96	55.81	66.82	48.52
53	Stuart Harris	Ginetta G21	2.73	27.39	41.56	57.47	68.80	47.12
54	Peter Callaghan	Ginetta G12	2.47	24.98	38.39	53.70	64.68	50.12
55	Anthony Rodrigues	Caterham 7	2.71	27.80	43.75	60.84	72.60	44.66
56	Graham Coyle	Caterham 7	2.38	27.49	43.21	60.01	71.25	45.50
57	Martin Boakes	Caterham 7	2.48	27.08	41.91	58.06	69.21	46.84
58	Peter Flynn	Caterham 7	2.49	26.86	41.21	57.35	68.78	47.14
59	Andrew Hawken	Caterham 7	2.45	27.45	42.51	59.25	70.70	45.86
60	Joe Campbell	Caterham 7	2.36	32.52	48.15	64.70	76.62	42.31
61	Norman Crighton	Caterham 7	2.40	26.53	41.06	56.81	67.84	47.79
62	Andy Skinner	Caterham 7	2.36	27.74	43.31	59.88	71.24	45.51
63	Glyn Davies	Caterham 7	2.53	27.33	42.12	58.42	69.29	46.79
64	Hugh Smith	Caterham 7	2.35	27.60	42.56	58.91	70.15	46.22
65	Michael Rowland	Caterham 7	2.49	27.10	41.52	57.89	69.02	46.97
66	John Brewer	Caterham 7	2.50	28.10	42.74	59.19	70.82	45.78
67	Katy Richards	Caterham 7	2.51	28.69	44.64	61.72	73.22	44.28
68	Luke Embling	Caterham 7	2.50	26.98	41.57	57.74	69.12	46.90
69	Paul-Anthony Violet	Caterham 7	2.37	27.72	43.15	59.51	70.90	45.73
70	Ben Rockey	Caterham 7	2.34	26.24	41.10	57.53	68.46	47.36
71	Toby Dicker	Caterham 7	2.67	26.80	41.35	57.60	68.69	47.20
72	Paul Glenister	Caterham 7	2.58	27.63	42.34	58.72	69.77	46.47
73	Matthew Waltham	Caterham 7	2.38	26.90	41.62	57.99	69.44	46.69
74	Martin Emerson	Caterham 7	2.47	26.74	41.55	57.94	68.96	47.01
75	Richard Webb	Caterham 7	2.55	27.45	42.34	58.50	69.77	46.47
76	Tom Hayman-Joyce	Caterham 7	2.42	26.83	42.41	58.93	70.33	46.10
77	Emma Frost	Caterham 7	2.49	28.51	44.67	62.07	73.77	43.95
78	Clive Coote	Caterham 7	2.48	26.43	40.55	56.58	67.51	48.02
80	Phil Kain	Caterham 7	2.39	26.95	41.89	58.34	69.43	46.69
81	Rick Scannell	Caterham 7	2.61	26.97	41.78	58.03	69.18	46.86
82	Oliver Benjamin	Caterham 7	2.42	27.45	42.78	59.41	70.30	46.12
83	Tony Payne	XK140 Roadster	2.94	31.63	48.90	68.16	81.71	39.68
85	Michael Griffiths	Jaguar XK140	2.93	32.38	49.94	69.29	83.08	39.02

Run No.2

No.	Driver	Vehicle	64 ft	Split 1	Split 2	Split 3	Finish	Speed
86	Ray Higgs	XK140	2.83	30.72	47.67	65.75	77.86	41.64
87	Julian Bowen	Jaguar XK120	2.89	31.27	48.46	68.35	82.29	39.40
88	Charles Graves	XK150 FHC	2.84	31.86	49.30	68.45	81.58	39.74
89	Andrew Newbound	XK120 DHC	2.90	31.56	49.25	68.82	82.51	39.29
90	Paul Wames	Austin Mini	3.00	30.07	46.65	65.02	77.63	41.76
91	Debbie Grant	BL Mini	2.89	31.90	52.31	71.27	84.93	38.17
92	Martin Rowe	Citroen AX GT	2.85	27.59	43.38	59.72	71.28	45.48
93	Stuart Bullas	AH Sprite Mk1	2.63	27.23	42.04	58.74	70.25	46.15
94	Clare Sullivan	Austin Mini	2.79	27.59	42.28	58.63	70.10	46.25
95	Steve Mitchell	Citroen Saxo	2.91	29.47	45.04	62.78	74.67	43.42
96	Chris Pearson	Ford Escort	2.68	29.03	44.68	62.36	74.62	43.45
97	John Moxham	Peugeot 205 GTI2.89	2.89	27.80	42.74	59.66	71.57	45.30
98	Andrew Barton	Peugeot 205 GTI2.74	2.74	26.64	40.91	56.97	68.52	47.31
99	James Kerr	Peugeot 205 GTI2.66	2.66	26.84	41.59	57.82	80.55	40.25
100	David Sykes	Peugeot 205 GTI2.53	2.53	26.98	41.47	57.79	68.96	47.01
101	Russell Herring	Peugeot 205 GTI2.67	2.67	26.35	40.67	57.14	68.21	47.53
102	Andy Geen	Peugeot 205	2.66	26.49	41.03	57.79	68.95	47.02
103	Richard Pope	BMW E30 M3	2.83	29.61	45.29	62.60	74.40	43.57
104	Jonathan Moorhouse	BMW 325i Sport	2.67	29.32	45.12	62.74	74.72	43.39
105	Christopher Price	Sierra XR4i	3.04	28.32	43.84	60.84	72.36	44.80
107	Malcolm Pinder	Porsche 996	2.54	26.57	41.38	58.09	69.54	46.62
108	Carl Hughes	Mitsubishi Evo 7	2.09	26.02	41.00	57.17	68.04	47.65
109	Chris Brown	Mitsubishi Evo 8	2.24	26.32	40.61	56.77	67.68	47.90
110	Peter Hayman	Porsche 996	2.56	37.31	60.54	84.07	100.94	32.12
111	Jonathan Mounsey	Mitsubishi Evo	2.22	25.03	38.84	54.28	64.37	50.37
112	Richard Vaughan	Locost 7	2.65	29.00	45.22	62.89	75.63	42.87
113	Geoffrey Barker	Westfield SE	2.53	28.35	43.95	61.35	73.27	44.25
114	Oliver Heselton	Sylva Mojo	2.37	28.34	43.32	59.55	70.82	45.78
115	Peter Rhodes	Westfield SE	2.76	26.72	40.73	56.68	67.70	47.89
116	George Hardman	Westfield SEIW	2.56	26.68	40.93	56.58	67.56	47.99
117	Robert Moorhouse	Sylva Stryker	2.49	25.97	40.31	56.38	67.24	48.22
118	Robert Warwick	Westfield SEIW	2.64	26.66	41.19	57.36	68.03	47.66
119	Mike Smith	Sylva Striker	2.38	25.23	39.43	55.12	65.36	49.60
120	Robert Bellerby	Sylva Striker	2.55	25.28	38.60	53.67	63.74	50.86
121	Lindsay Mercer	Caterham 7	2.57	26.65	41.79	57.57	67.90	47.75
122	Simon Green	MGA Twin Cam	3.17	31.36	47.32	65.70	78.56	41.27
123	Mark Anderson	MK Indy	2.56	27.53	42.68	59.67	70.78	45.80
124	Rob Sinclair	Westfield SE	2.39	26.34	40.73	56.78	67.93	47.73
125	Mike Tate	Westfield	2.31	25.41	39.34	54.71	64.98	49.89
126	Jonathan Medley	Caterham R400	2.66	25.35	38.95	54.32	64.37	50.37
127	John Hoyle	Westfield SEIW	2.43	24.66	38.15	52.99	62.90	51.54
128	Peter Marsden	Rover Metro	2.69	27.50	41.85	58.27	69.67	46.53
129	Anthony Patrick	Austin Mini	2.96	28.43	43.83	61.27	73.74	43.96
130	Mike Geen	Peugeot 205	2.41	26.11	39.82	55.34	66.20	48.97
131	Roy Bolderson	Mini	2.50	26.56	40.73	56.76	69.41	46.71
133	Paul Smart	Ford XR2	2.72	28.46	44.06	63.14	76.21	42.54
134	Chris Wise	Escort RS	2.57	25.74	39.61	54.98	65.54	49.47

Run No.2

No.	Driver	Vehicle	64 ft	Split 1	Split 2	Split 3	Finish	Speed
135	Tracey Taylor-West	Lotus Elise	2.80	27.09	41.79	58.65	69.75	46.48
136	Patrick Walker	Lotus Elise	2.41	26.65	41.10	57.53	68.66	47.22
137	Martyn Hayward	Austin Healey	2.84	30.78	47.32	66.43	79.41	40.83
138	Haydn Spedding	Jaguar E-type	2.20	24.83	38.31	53.33	63.24	51.27
139	Alan Davies	Swift FB90	2.39	25.27	39.17	54.73	65.38	49.59
140	Ian Thomas	Swift SC93F	2.38	24.96	38.47	53.78	64.33	50.40
141	Mark Moran	Van Deimen RF89	2.45	24.47	37.66	52.69	62.67	51.73
142	David Bailey	Swift SC93F	2.38	24.34	37.59	52.65	62.88	51.56
144	Robert Kenrick	Caterham 7	2.27	23.03	35.65	49.20	58.68	55.25
145	Mark Dempster	Raw Striker	2.51	27.12	41.44	57.29	68.02	47.66
146	Kevin Dewane	Lotus Exige	2.50	28.48	44.15	61.67	73.60	44.05
147	John Simpson	TVR Sagaris	2.76	28.48	43.77	60.52	71.71	45.21
148	Chris Lumbard	TVR Griffith	2.59	27.75	42.84	59.58	71.10	45.60
149	Stephen Brocombe	TVR Griffith	2.87	27.99	43.08	59.75	71.07	45.62
150	Jim Naylor	Mallock Mk14	2.41	25.25	38.72	53.87	64.15	50.54
151	Matthew Sutcliffe	Malador Special	2.53	23.99	36.47	50.63	60.22	53.84
152	Les Procter	OMS SC3	2.15	23.01	35.36	49.08	58.47	55.45
153	Graham Smith	Radical SR3	2.16	23.09	35.45	49.68	59.13	54.83
154	Graham Midgley	OMS SC1B	2.45	23.72	36.86	51.48	61.23	52.95
155	George Tatham	McLaren M12C	2.00	30.20	46.38	64.99	77.93	41.60
156	Don Burt	YKC Raider	2.96	28.16	43.32	60.56	71.75	45.18
157	Peter Clark	Jedl MkIV	2.29	24.94	38.38	53.19	63.17	51.32
158	Robbie Garden	OMS SF2	2.17	22.95	36.02	50.19	59.80	54.21
159	Allan Staniforth	Megapin HC04	2.43	26.24	40.43	90.42	105.85	30.63
160	Anthony Levitt	OMS PR	2.07	22.81	34.81	48.40	57.56	56.33
161	Dave Banner	OMS 2000M	2.11	21.70	34.04	50.90	63.72	50.88
162	Eynon Price	OMS	2.06	22.01	33.89	47.04	56.04	57.85
163	Bronwen Waggitt	Brabham BT30	2.16	24.95	38.57	54.07	64.73	50.09
164	Tony Marlow	Tiga SF83	2.16	24.46	38.30	53.21	63.44	51.10
165	David Grey	OMS CF	2.25	23.23	35.57	49.12	58.15	55.75
167	Dale Cordingley	OMS 2000M	2.05	21.75	33.44	46.59	55.25	58.68
169	Tim Wilson	OMS CF04	2.15	22.02	33.85	47.07	56.03	57.86
170	James Blackmore	OMS CF04	2.25	22.13	33.78	47.05	55.75	58.15
171	George Bleasdale	Pilbeam MP88	2.59	22.78	34.65	48.73	57.93	55.96
172	Steve Owen	OMS CF04	2.14	21.68	33.40	46.10	54.90	59.05
174	Tony Luxton	Pilbeam MP58H	2.19	21.40	32.72	45.56	54.44	59.55
793	Robin Johnson	AH Sprite Mk1	2.92	28.04	43.10	60.08	71.75	45.18
904	Susan Surtees	BMW 325i Sport	2.81	31.11	48.04	67.11	80.16	40.44
924	Nick Aveyard	Westfield SE	2.41	26.16	40.29	56.12	66.78	48.55
926	Simon Medley	Caterham R400	2.59	25.31	38.89	54.02	64.06	50.61
960	Richard Levitt	OMS PR	2.23	23.31	36.26	50.37	60.13	53.92
967	Sarah Cordingley	OMS 2000M	2.48	22.82	34.69	48.30	57.24	56.64
969	Mark Goodyear	OMS CF04	2.31	22.80	34.83	48.33	57.59	56.30
972	Lynn Owen	OMS CF04	2.22	22.21	34.23	47.74	57.24	56.64
974	Bill Hutchens	Pilbeam MP58H	2.31	22.84	34.67	48.15	56.80	57.08

Run No. 3

No.	Driver	Vehicle	64 ft	Split 1	Split 2	Split 3	Finish	Speed
26	Paul Jeffrey	Honda CR	1.84	24.55	38.18	53.31	63.78	50.83
27	Leighton Haigh	Honda CRF	1.94	23.66	36.69	51.19	61.34	52.85
30	Jon Staden	Husaberg	1.97	24.83	38.62	53.59	63.75	50.86
35	Paul Jarrett	Yamaha R1	2.06	26.27	40.56	56.17	66.50	48.75
39	John Woods	Weslake KSS	2.17	24.95	38.59	53.46	63.47	51.08
44	Jason Reeve/ Dawn Baleman	FRS	2.24	23.23	35.85	49.86	59.39	54.59
165	David Grey	OMS CF	2.22	23.79	36.26	49.87	58.72	55.21
174	Tony Luxton	Pitbeam MP58H	2.08	22.58	34.48	48.15	56.97	56.91



*Photo - Leighton Haigh
by www.whatnonegatives.com*

**OMS RACING SPONSORED
HAREWOOD HILLCLIMB CHAMPIONSHIP
Results after 6 rounds**

Pos	Name	March	May 14th	May 15th	June	July	Aug 7th	Total
1	Jonathan Mounsey	12.68	17.56	17.71	18.30	17.82	17.75	101.82
2	David Sykes	8.62	17.46	17.45	17.55	17.38	16.61	95.07
3	Robert Bellerby	7.35	16.95	16.37	16.43	17.16	17.95	92.21
4	Martin Rowe	10.35	16.22	16.24	16.04	16.23	15.28	90.36
5	Mark Moran	6.32	15.66	16.37	15.85	16.61	16.28	87.09
6	Date Cordingley	3.68	16.67	15.51	15.28	16.91	16.87	84.92
7	Graham Smith	0.00	17.33	17.89	14.44	17.37	14.49	81.52
8	Andrew Barton	0.00	15.90	16.78	14.53	17.11	17.05	81.37
9	Jonathan Medley	0.00	16.54	16.84	16.09	15.70	15.93	81.10
10	Andy Geen	11.69	0.00	17.50	16.78	17.15	17.39	80.51
11	Les Procter	0.00	16.10	16.29	15.24	17.00	14.89	79.52
12	Simon Medley	0.00	15.62	15.15	16.08	15.97	16.29	79.11
13	Mike Smith	0.00	15.59	15.97	15.27	15.86	16.17	78.86
14	John Moxham	7.03	14.33	14.55	13.88	14.41	14.41	78.61
15	Clare Sullivan	9.03	16.15	15.55	0.00	16.49	15.74	72.96
16	Mike Geen	9.98	16.56	0.00	13.30	15.25	15.69	70.78
17	Andrew Henson	3.72	17.12	17.27	15.10	17.12	0.00	70.33
18	Simon Green	4.86	13.47	13.33	14.57	14.85	8.31	69.39
19	Sarah Cordingley	0.00	12.31	14.31	13.37	14.55	14.73	69.27
20	Jon Waggitt	0.00	0.00	17.31	15.80	17.51	16.15	66.77
21	Peter Rhodes	0.00	12.35	11.95	13.13	12.97	13.75	64.15
22	James Kerr	11.03	16.48	0.00	16.45	0.00	16.43	60.39
23	Bob Moorhouse	4.91	13.90	0.00	14.18	12.88	13.90	59.77
24	Mike Tate	3.90	13.19	14.13	12.50	0.00	15.30	59.02
25	Steve Foster	9.60	16.02	0.00	16.33	16.31	0.00	58.26
26	Matthew Sutcliffe	0.47	13.88	14.69	0.00	15.72	13.14	57.90
27	Peter Whittle	3.38	13.33	14.24	12.29	14.32	0.00	57.56
28	Steve Owen	6.34	0.00	17.26	0.00	16.40	16.08	56.08
29	Chris Brown	0.00	14.59	12.71	13.79	0.00	14.04	55.13
30	David Grey	0.00	12.68	13.66	14.57	0.00	13.82	54.73
31	James Blackmore	3.68	0.00	17.16	0.00	16.02	16.22	53.08
32	Christopher Price	2.80	10.08	10.27	9.80	10.35	9.36	52.66
33	Tim Wilson	4.19	15.83	15.80	0.00	16.82	0.00	52.64
34	Ian Thomas	6.23	15.26	15.52	0.00	0.00	14.62	51.63
35	Henry Moorhouse	6.63	14.22	0.00	14.84	14.75	0.00	50.44
36	David Lanfranchi	0.00	11.18	13.27	11.70	14.16	0.00	50.31
37	Andy Ball	0.00	16.32	15.44	15.48	0.00	0.00	47.24
38	Philip Sturdy	11.06	16.79	0.00	16.75	0.00	0.00	44.60
39	Chris Wise	4.21	0.00	0.00	14.05	12.64	13.14	44.04
40	Carl Hughes	0.00	14.10	0.00	13.92	0.00	13.68	41.70
41	Lynn Owen	0.00	0.00	13.68	0.00	14.38	13.35	41.41
42	Geoffrey Barker	0.18	6.87	6.31	6.48	9.05	8.08	36.97

Pos	Name	March	May 14th	May 15th	June	July	Aug 7th	Total
43	Oliver Heselton	3.73	12.41	0.00	10.32	0.00	10.43	36.89
44	Matthew Grey	0.00	10.23	13.71	11.30	0.00	13.77	49.01
45	Adrian Martin	2.16	10.63	10.13	0.00	9.87	0.00	32.79
46	Michael Underwood	0.19	10.35	0.00	9.38	11.27	0.00	31.19
47	Mike Baxter	3.45	0.00	8.65	8.86	8.73	0.00	29.69
48	Mark Anderson	0.00	9.17	0.00	9.47	0.00	9.50	28.14
49	Matthew Taylor	0.00	12.90	14.64	0.00	0.00	0.00	27.54
50	Joe Harriman	0.00	0.00	0.00	13.32	13.62	0.00	26.94
51	George Hardman	0.00	13.27	0.00	0.00	0.00	13.58	26.85
52	Richard Pope	2.65	7.75	8.41	0.00	0.00	7.89	26.70
53	Bronwen Waggitt	0.00	0.00	4.16	6.04	8.16	7.76	26.12
54	Nitish Singh	3.86	11.22	0.00	10.95	0.00	0.00	26.03
55	Roger Fish	7.85	16.34	0.00	0.00	0.00	0.00	24.19
56	Anthony Patrick	0.00	7.97	0.00	8.23	0.00	7.96	24.16
57	Mark Warren	8.28	0.00	0.00	15.56	0.00	0.00	23.84
58	Tracey Taylor-West	1.45	0.00	0.00	5.41	7.90	8.76	23.52
59	Richard Paterson	0.00	10.17	0.00	0.00	10.95	0.00	21.12
60	Gary Kyle	0.00	9.51	0.00	11.27	0.00	0.00	20.78
61	John Chacksfield	5.62	0.00	0.00	14.38	0.00	0.00	20.00
62	Richard Vaughan	0.00	7.12	0.00	0.00	0.00	6.33	13.45
63	Glyn Sketchley	0.00	0.00	13.02	0.00	0.00	0.00	13.02
64	Mark Dempster	0.00	0.00	3.06	0.00	0.00	8.31	11.37
65	Tim Davies	0.39	0.00	0.00	10.41	0.00	0.00	10.80
66	Michael Bellerby	0.00	0.00	0.00	7.43	0.00	0.00	7.43
67	Mark Tabor	0.00	0.85	0.00	5.67	0.00	0.00	6.52
68	Michael Bailey	6.15	0.00	0.00	0.00	0.00	0.00	6.15
69	Stuart Bailey	5.08	0.00	0.00	0.00	0.00	0.00	5.08
70	Paul Topham	0.00	0.00	1.97	0.00	0.00	0.00	1.97
71	James Clarke	0.00	0.00	0.00	0.00	0.00	0.00	0.00
72	Nick Cook	0.00	0.00	0.00	0.00	0.00	0.00	0.00
73	Tony Hildreth	0.00	0.00	0.00	0.00	0.00	0.00	0.00
74	Andrew Magly	0.00	0.00	0.00	0.00	0.00	0.00	0.00

Ladies Championship

1st Clare Sullivan
2nd Sarah Cordingley
3rd Lynn Owen

**OMS RACING SPONSORED
HAREWOOD FTD CHAMPIONSHIP
Results after 6 rounds**

Pos	Name	March	May 14th	May 15th	June	July	Aug 7th	Total
1	Andrew Henson	8	10	9	9	9	0	45
2	Jon Waggitt	0	0	10	10	10	10	40
3	Dale Cordingley	3	9	5	7	7	8	39
4	Steve Owen	10	0	8	0	8	9	35
5	Tim Wilson	7	7	6	0	6	0	26
6	James Blackmore	6	0	7	0	5	7	25
7	Andy Ball	0	8	4	8	0	0	20
8	Sarah Cordingley	0	3	3	4	3	6	19
9	David Grey	0	5	0	6	0	4	15
10	John Chacksfield	9	0	0	5	0	0	14
11	Lynn Owen	0	0	2	0	4	5	11
12	Graham Smith	0	6	0	2	2	1	11
13	Les Procter	0	4	0	3	1	2	10
14	Jonathan Mounsey	5	0	0	0	0	0	5
15	Matthew Grey	0	2	1	1	0	3	7
16	Philip Sturdy	4	0	0	0	0	0	4
17	Mark Moran	2	0	0	0	0	0	2
18	Matthew Sutcliffe	0	1	0	0	0	0	1
19	Ian Thomas	1	0	0	0	0	0	1



*Andrew Henson earlier in the season
Photo by whetonegatives*



Racing cars to suit every budget

- ❖ Manufacturer of single seater and sports racing cars for track, speed hill climbing and sprint
- ❖ Specialist fabrication and engineering facilities
- ❖ Flat floor suspension set up



Photos courtesy of www.whatnonegatives.com

CONTACT Steve Owen, OMS Racing, 01423 325023

www.omsracing.co.uk



**HAREWOOD SPEED
HILLCLIMB DRIVING SCHOOLS**

Improve your chances in 2005

*Our pupils have gone on to
win championships & break class records*

Join the winners!

Fabulous gift or treat yourself

Thursdays

7th April

28th April

26th May (Caterham Academy Day)

21st July

18th August

Advanced Schools

16th June

8th September

These Schools are open to anyone who has attended one of the 'regular' Schools. Application Forms have been sent out so if anyone feels they qualify and have not received a form, please contact Pat Kenyon

Driving School Administrator Pat Kenyon

(0114) 234 0478 or (0114) 285 1114

e-mail: pkenyon@holdworth.fsnet.co.uk